

(1)(a) STATEMENT SHOWING SHAREHOLDING PATTERN IN CLAUSE-35

NAME OF THE COMPANY: RAMKRISHNA FORGINGS LIMITED			
SCRIP CODE: 532527		Name of the Scrip: RKFORGE	
Class of Security: EQUITY			
QUARTER ENDED: 30/06/2014			
Partly paid-up shares	No. of partly paid-up shares	As a % of total no. of partly paid-up shares	As a % of total no. of shares of the Company.
Held by promoter/promoter group	0	0	0
Held by Public	0	0	0
Total:	0	0	0
Outstanding convertible securities:	No. of outstanding securities	As a % of total no. of outstanding convertible securities.	As a % of total no. of shares of the Company assuming full conversion of the convertible securities
Held by promoter/promoter group	0	0	0
Held by Public	0	0	0
Total:	0	0	0
Warrants:	No. of warrants	As a % of total no. of warrants	As a % of total no. of shares of the Company, assuming full conversion of warrants
Held by promoter/promoter group	1780000	100	6.38
Held by Public	0	0	0
Total:	1780000	100	6.38
Total paid-up capital of the Company, assuming full conversion of warrants and convertible securities	27879440	0	100.00



CATEGORY	CATEGORY OF SHAREHOLDER	NO OF SHAREHOLDERS	TOTAL NUMBER OF SHARES	NO OF SHARES HELD IN DEMATERIALIZED FORM	TOTAL SHAREHOLDING AS A % OF TOTAL NO OF SHARES		SHARES PLEDGE OR OTHERWISE ENCUMBERED	AS a PERCENT AGE (IX)=(VIII)/(V)*100
					AS a PERCENT AGE of (A+B)	AS a PERCENT AGE of (A+B+C)		
(I)	(II)	(III)	(IV)	(V)	(VI)	(VII)	(VIII)	(IX)
(A)	PROMOTER AND PROMOTER GROUP							
(1)	INDIAN							
(a)	Individual /HUF	5	1544250	1544250	5.92	5.92	0	0.00
(b)	Central Government/State Government(s)	0	0	0	0.00	0.00	0	0.00
(c)	Bodies Corporate	3	10273913	10273913	39.36	39.36	0	0.00
(d)	Financial Institutions / Banks	0	0	0	0.00	0.00	0	0.00
(e)	Others	0	0	0	0.00	0.00	0	0.00
	Sub-Total A(1) :	8	11818163	11818163	45.28	45.28	0	0.00
	FOREIGN							
(2)	Individuals (NRIs/Foreign Individuals)	0	0	0	0.00	0.00	0	0.00
(b)	Bodies Corporate	0	0	0	0.00	0.00	0	0.00
(c)	Institutions	0	0	0	0.00	0.00	0	0.00
(d)	Qualified Foreign Investor	0	0	0	0.00	0.00	0	0.00
(e)	Others	0	0	0	0.00	0.00	0	0.00
	Sub-Total A(2) :	0	0	0	0.00	0.00	0	0.00
	Total A=A(1)+A(2)	8	11818163	11818163	45.28	45.28	0	0.00
(B)	PUBLIC SHAREHOLDING							
(1)	INSTITUTIONS							
(a)	Mutual Funds /UTI	1	1438917	1438917	5.51	5.51		
(b)	Financial Institutions /Banks	0	0	0	0.00	0.00		
(c)	Central Government / State Government(s)	0	0	0	0.00	0.00		
(d)	Venture Capital Funds	0	0	0	0.00	0.00		
(e)	Insurance Companies	0	0	0	0.00	0.00		
(f)	Foreign Institutional Investors	0	0	0	0.00	0.00		
(g)	Foreign Venture Capital Investors	0	0	0	0.00	0.00		



CATEGORY	CATEGORY OF SHAREHOLDER	NO OF SHAREHOLDERS	TOTAL NUMBER OF SHARES	NO OF SHARES HELD IN DEMATERIALIZED FORM	TOTAL SHAREHOLDING AS A % OF TOTAL NO OF SHARES		NUMBER OF SHARES	SHARES PLEDGE OR OTHERWISE ENCUMBERED
					AS a PERCENT AGE of (A+B)	AS a PERCENT AGE of (A+B+C)		
(I)	(II)	(III)	(IV)	(V)	(VI)	(VII)	(VIII)	(IX)=(VIII)/(IV)*100
(h)	Qualified Foreign Investor	0	0	0	0.00	0.00		
(i)	Others	0	0	0	0.00	0.00		
	FOREIGN BODIES CORPORATE (includes Mayzatta II Indian Ocean Ltd)		5937500	5937500	22.75	22.75		
	INSTITUTION OTHERS (includes International Finance Corporation)	1	2148400	2148400	8.23	8.23		
	Sub-Total B(1) :	3	9524817	9524817	36.49	36.49		
(2)	NON-INSTITUTIONS							
(a)	Bodies Corporate	140	1496522	1496522	5.73	5.73		
(b)	Individuals							
	(i) Individuals holding nominal share capital upto Rs. 1 lakh	2629	796741	791604	3.05	3.05		
	(ii) Individuals holding nominal share capital in excess of Rs. 1 lakh	21	1654160	1654160	6.34	6.34		
(c)	Others							
	NON RESIDENT INDIANS	13	2906	2906	0.01	0.01		
	CLEARING MEMBERS	18	806131	806131	3.09	3.09		
(d)	Qualified Foreign Investor	0	0	0	0.00	0.00		
	Sub-Total B(2) :	2821	4756460	4751323	18.22	18.22		
	Total B=B(1)+B(2) :	2824	14281277	14276140	54.72	54.72		
	Total (A+B) :	2832	26099440	26094303	100.00	100.00		
(C)	Shares held by custodians, against which Depository Receipts have been issued							
(1)	Promoter and Promoter Group							



CATEGORY	CATEGORY OF SHAREHOLDER	NO OF SHARE HOLDERS	TOTAL NUMBER OF SHARES	NO OF SHARES HELD IN DEMATERIALIZED FORM	TOTAL SHAREHOLDING AS A % OF TOTAL NO OF SHARES		SHARES PLEDGE OR OTHERWISE ENCUMBERED	AS a PERCENT AGE
					AS a PERCENT AGE of (A+B)	AS a PERCENT AGE of (A+B+C)		
(I)	(II)	(III)	(IV)	(V)	(VI)	(VII)	(VIII)	(IX)=(VIII)/(IV)*100
(2)	Public	0	0	0	0.00	0.00		
GRAND TOTAL (A+B+C) :		2832	26099440	26094303	100.00	0.00	0	0.00




(I)(b)	Statement showing holding of securities (including shares, warrants, convertible securities) of persons belonging to the category "Promoter and Promoter Group"											
Sr.No	Name of the Shareholder	Details of Shares held			Encumbered shares (*)			Details of Warrants		Details of convertible securities		Total Shares (including underlying shares assuming full conversion of warrants and convertible securities) as a % of diluted share capital
		No. of Shares held	As a % of grand total (A)+(B)+(C)	Pledge Shares	AS a percentage (VI)=(V)/(III)*100	AS a % of grand total (A) + (B) + (C) of sub-clause (I)(a)	Number of warrants held	As a % total number of warrants of the same class	Number of convertible securities held	As a % total number of convertible securities of the same class		
(i)	(ii)	(iii)	(iv)	(v)	(VI)=(V)/(III)*100	(VII)	(VIII)	(IX)	(X)	(XI)	(XII)	
	RIDDHI PORTFOLIO PRIVATE LTD	5801037	22.23	0	0.00	0.00	0	0.00	0	0.00	20.81	
	EASTERN CREDIT CAPITAL PVT LIMITED	4248000	16.28	0	0.00	0.00	1780000	100.00	0	0.00	21.62	
	MAHABIR PRASAD JALAN	451000	1.73	0	0.00	0.00	0	0.00	0	0.00	1.62	
	RASHMI JALAN	418750	1.60	0	0.00	0.00	0	0.00	0	0.00	1.50	
	NARESH JALAN	285750	1.09	0	0.00	0.00	0	0.00	0	0.00	1.02	
	NARESH JALAN	268750	1.03	0	0.00	0.00	0	0.00	0	0.00	0.96	
	RIDDHI PORTFOLIO PRIVATE LIMITED	224876	0.86	0	0.00	0.00	0	0.00	0	0.00	0.81	
	MAHABIR PRASAD JALAN	120000	0.46	0	0.00	0.00	0	0.00	0	0.00	0.43	
	TOTAL :	11818163	45.28	0	0.00	0.00	1780000	100.00	0	0.00	48.77	



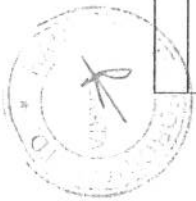
(l)(c)(i)	Statement showing holding of securities (including shares, warrants, convertible securities) of persons belonging to the category "Public" and holding more than 1% of the total number of shares							
Sr.No	Name of the shareholder	Number of shares held	Shares as a percentage of total number of shares {i.e., Grant total (A)+(B)+(C) indicated in Statement at para (l)(a) above}	Details of warrants		Details of convertible securities		Total shares (including underlying shares assuming full conversion of warrants and convertible securities) as a % of diluted share capital)
				Number of warrants held	As a % total number of warrants of the same class	Number of convertible securities held	% w.r.t total number of convertible securities of the same class	
1	WAYZATA II INDIAN OCEAN LIMITED	5937500	22.75	0	0.00	0	0.00	22.75
2	INTERNATIONAL FINANCE CORPORATION	2148400	8.23	0	0.00	0	0.00	8.23
3	RELIANCE CAPITAL TRUSTEE CO. LTD. - A/C RELIANCE TAX SAVER (ELSS) FUND	1438917	5.51	0	0.00	0	0.00	5.51
4	LATA BHANSHALI	1210875	4.64	0	0.00	0	0.00	4.64
5	MICROSEC CAPITAL LIMITED	797804	3.06	0	0.00	0	0.00	3.06
6	KALYANI TECHNOFORGE LIMITED	346976	1.33	0	0.00	0	0.00	1.33
	TOTAL :	11880472	45.52	0	0.00	0	0.00	45.52



(i)(c) ii)	Statement showing holding of securities (including shares, warrants, convertible securities) of persons (together with PAC) belonging to the category "Public" and holding more than 5% of the total number of shares of the company								
Sr.No	Name(s) of the shareholder(s) and the Persons Acting in Concert (PAC) with them	Number of shares held	Shares as a percentage of total number of shares (i.e., Grant total (A)+(B)+(C) Indicated in Statement at para (i)(a) above}	Details of warrants					
1	WAYZATA II INDIAN OCEAN LIMITED	5937500	22.75	0	0	0.00	0	0.00	22.75
2	INTERNATIONAL FINANCE CORPORATION	2148400	8.23	0	0	0.00	0	0.00	8.23
3	RELIANCE CAPITAL TRUSTEE CO. LTD. - A/C RELIANCE TAX SAVER (ELSS) FUND	1438917	5.51	0	0	0.00	0	0.00	5.51
	TOTAL :	9524817	36.49	0	0	0.00	0	0.00	36.49



(1)(d)	STATEMENT SHOWING DETAILS OF LOCKED-IN SHARES"			
Sr. No.	Name of the shareholder	Number of locked-in shares	Locked-in shares as a (%) percentage of total number of shares (i.e. Grand Total (A)+(B)+(C) Indicated in Statement at para (1)(a) above)	Promoter/Promoter Group/Public
1	RIDDHI PORTFOLIO PRIVATE LTD	5801037	22.23	PROMOTER/PROMOTER GROUP
2	EASTERN CREDIT CAPITAL PVT LIMITED	781000	2.99	PROMOTER/PROMOTER GROUP
3	EASTERN CREDIT CAPITAL PVT LIMITED	770000	2.95	PROMOTER/PROMOTER GROUP
4	EASTERN CREDIT CAPITAL PVT LIMITED	660000	2.53	PROMOTER/PROMOTER GROUP
5	EASTERN CREDIT CAPITAL PVT LIMITED	330000	1.26	PROMOTER/PROMOTER GROUP
6	EASTERN CREDIT CAPITAL PVT LIMITED	289000	1.11	PROMOTER/PROMOTER GROUP
7	RIDDHI PORTFOLIO PRIVATE LIMITED	224876	0.86	PROMOTER/PROMOTER GROUP
8	EASTERN CREDIT CAPITAL PVT LIMITED	18000	0.07	PROMOTER/PROMOTER GROUP
	TOTAL :	8873913	34.00	



STATEMENT SHOWING DETAILS OF DEPOSITORY RECEIPTS (DRS)			
(II)(a)			
	Type of outstanding DR (ADRs, GDRs, SDRs, etc.)	Number of outstanding DRs	Number of shares underlying outstanding DRs
			Shares underlying outstanding DRs as a percentage of total number of shares {i.e., Grand Total (A)+(B)+(C) indicated in Statement at Para(I)(a) above}
	TOTAL :	0	0



(II)(b)	Statement showing Holding of Depository Receipts (DRs), where underlying shares held by "Promoter/Promoter group" are in excess of 1% of the total number shares.			
Sr.No.	Name of the DR Holder	Type of outstanding DR (ADRs, GDRs, SD Rs, etc.)	Number of shares underlying outstanding DRs	Shares underlying outstanding DRs as a percentage of total number of shares {i.e., Grand Total (A)+(B)+(C) indicated in Statement at para(I)(a) above}
	TOTAL :		0	0



RAMKRISHNA FORGINGS LIMITED

LIST OF 1% AND ABOVE SHAREHOLDERS AS ON 30/06/2014

Sno	Dpid	Folio/Clientid	Name/Jt1/Jt2	Shares	% Equity	Category
1	IN301549	32708904	WAYZATA II INDIAN OCEAN LIMITED	5937500	22.75	FBC
2	IN302105	10083045	RIDDHI PORTFOLIO PRIVATE LTD	5801037	22.23	PBC
3	IN302978	10249486	EASTERN CREDIT CAPITAL PVT LIMITED	4248000	16.28	PBC
4	IN300054	10060779	INTERNATIONAL FINANCE CORPORATION	2148400	8.23	FB
5	IN300167	10015686	RELIANCE CAPITAL TRUSTEE CO. LTD. - A/C RELIANCE T AX SAVER (ELSS) FUND	1438917	5.51	MUT
6	IN300476	40314336	LATA BHANSHALI	1210875	4.64	PUB
7	IN302978	10006454	MICROSEC CAPITAL LIMITED	797804	3.06	CM
8	IN301250	28036947	MAHABIR PRASAD JALAN	451000	1.73	PRO
9	IN301250	28390681	RASHMI JALAN	418750	1.60	PRO
10	IN301330	21311972	KALYANI TECHNOFORGE LIMITED	346976	1.33	LTD
11	IN301250	28036906	NARESH JALAN	285750	1.09	PRO
12	IN300327	10288582	NARESH JALAN	268750	1.03	PRO
		Total:		23353759	89.48	

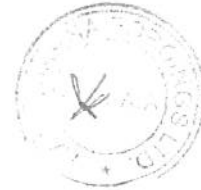


RAMKRISHNA FORGINGS LIMITED**SHARE HOLDING PATTERN AS ON 30/06/2014**

Sno	Description	Cases	Shares	% Equitiy
1	CLEARING MEMBERS	18	806131	3.09
2	INSTITUTION OTHERS	1	2148400	8.23
3	FOREIGN BODIES CORPORATES	1	5937500	22.75
4	H U F	120	93406	0.36
5	BODIES CORPORATES	140	1496522	5.73
6	MUTUAL FUNDS	1	1438917	5.51
7	NON RESIDENT INDIANS	13	2906	0.01
8	PROMOTERS BODIES CORPORATE	3	10273913	39.36
9	COMPANY PROMOTERS	5	1544250	5.92
10	RESIDENT INDIVIDUALS	2530	2357495	9.03
	Total:	2832	26099440	100.00



RAMKRISHNA FORGINGS LIMITED					
DISTRIBUTION SCHEDULE AS ON 30/06/2014					
Sno	Category	Cases	% of Cases	Amount	% Amount
1	upto 1 - 5000	2437	86.05	2621570.00	1.00
2	5001 - 10000	179	6.32	1448760.00	0.56
3	10001 - 20000	75	2.65	1162810.00	0.45
4	20001 - 30000	37	1.31	944620.00	0.36
5	30001 - 40000	11	0.39	413720.00	0.16
6	40001 - 50000	20	0.71	955720.00	0.37
7	50001 - 100000	27	0.95	2160720.00	0.83
8	100001 & ABOVE	46	1.62	251286480.00	96.28
	Total:	2832	100.00	260994400.00	100.00



RAMKRISHNA FORGINGS LIMITED				
CONTROL REPORT AS ON 30/06/2014				
Sno	Description	No of Holders	Shares	% To Equity
1	PHYSICAL	16	5137	0.02
2	NSDL	1976	25587532	98.04
3	CDSL	840	506771	1.94
	Total:	2832	26099440	100.00

