

INDEPENDENT AUDITORS' REPORT

To the Board of Directors of MAL Metalliks Private Limited

Report on the Audit of Special Purpose IND AS Standalone Financial Statements

Opinion

We have audited the accompanying Special Purpose IND AS Standalone Financial Statements of **MAL Metalliks Private Limited** (the 'Company'), which comprise the Balance Sheet as at 31st March, 2024, the Statement of Profit and Loss including other comprehensive income, statement of changes in equity and the Statement of Cash Flows for the period from 23.08.2023 to 31.03.2024, and a summary of material accounting policies and other explanatory information (hereinafter referred to as the 'Standalone Financial Statements').

In our opinion and to the best of our information and according to the explanations given to us, the aforesaid Standalone Financial Statements give the information required by the Companies Act, 2013 (the 'Act') in the manner so required and give a true and fair view in conformity with the accounting principles generally accepted in India, including Indian Accounting Standards ('Ind AS') specified under section 133 of the Act, of the state of affairs of the Company as at 31st March, 2024, of its profit and other comprehensive income, changes in equity and its cash flows for the period from 23rd August to 31st March, 2024.

Basis for Opinion

We conducted our audit in accordance with the Standards on Auditing ('SAs') specified under section 143(10) of the Act. Our responsibilities under those SAs are further described in the *Auditor's Responsibilities for the Audit of the Standalone Financial Statements* section of our report. We are independent of the Company in accordance with the Code of Ethics issued by the Institute of Chartered Accountants of India ('ICAI') together with the ethical requirements that are relevant to our audit of the Standalone Financial Statements under the provisions of the Act and the Rules made thereunder, and we have fulfilled our other ethical responsibilities in accordance with these requirements and the ICAI's Code of Ethics. We believe that the audit evidence we have obtained is sufficient and appropriate to provide a basis for our opinion on the Standalone Financial Statements.

Management's Responsibility for the Standalone Financial Statements

The Company's Board of Directors is responsible for the matters stated in section 134(5) of the Act with respect to the preparation of these Standalone Financial Statements that give a true and fair view of the financial position, financial performance and total comprehensive income, changes in equity and cash flows of the Company in accordance with the accounting principles generally accepted in India, including the Indian accounting Standards (Ind AS) prescribed under Section 133 of the Act. This responsibility also includes maintenance of adequate accounting records in accordance with the provisions of the Act for safeguarding the assets of the Company and for preventing and detecting frauds and other irregularities; selection and application of appropriate accounting policies; making judgments and estimates that are reasonable and prudent; and design, implementation and maintenance of adequate internal financial controls, that were operating effectively for ensuring the accuracy and completeness of the accounting records, relevant to the preparation and presentation of the Standalone Financial

Statements that give a true and fair view and are free from material misstatement, whether due to fraud or error.

In preparing the Standalone Financial Statements, the Management and Board of Directors are responsible for assessing the Company's ability to continue as a going concern, disclosing, as applicable, matters related to going concern and using the going concern basis of accounting unless the Management either intends to liquidate the Company or to cease operations, or has no realistic alternative but to do so.

The Board of Directors are also responsible for overseeing the Company's financial reporting process.

Auditor's Responsibilities for the Audit of the Standalone Financial Statements

Our objectives are to obtain reasonable assurance about whether the Standalone Financial Statements as a whole are free from material misstatement, whether due to fraud or error, and to issue an auditor's report that includes our opinion. Reasonable assurance is a high level of assurance, but is not a guarantee that an audit conducted in accordance with SAs will always detect a material misstatement when it exists. Misstatements can arise from fraud or error and are considered material if, individually or in the aggregate, they could reasonably be expected to influence the economic decisions of users taken on the basis of these Standalone Financial Statements.

As part of an audit in accordance with SAs, we exercise professional judgment and maintain professional skepticism throughout the audit. We also:

- Identify and assess the risks of material misstatement of the Standalone Financial Statements, whether due to fraud or error, design and perform audit procedures responsive to those risks and obtain audit evidence that is sufficient and appropriate to provide a basis for our opinion. The risk of not detecting a material misstatement resulting from fraud is higher than for one resulting from error, as fraud may involve collusion, forgery, intentional omissions, misrepresentations, or the override of internal control.
- Obtain an understanding of internal financial control relevant to the audit in order to design audit procedures that are appropriate in the circumstances but not for the purpose of expressing an opinion on the effectiveness of the Company's internal control.
- Evaluate the appropriateness of accounting policies used and the reasonableness of accounting estimates and related disclosures made by the management.
- Conclude on the appropriateness of management's use of the going concern basis of accounting and, based on the audit evidence obtained, whether a material uncertainty exists related to events or conditions that may cast significant doubt on the Company's ability to continue as a going concern. If we conclude that a material uncertainty exists, we are required to draw attention in our auditors' report to the related disclosures in the financial statements or, if such disclosures are inadequate, to modify our opinion. Our conclusions are based on the audit evidence obtained up to the date of our auditors' report. However, future events or conditions may cause the Company to cease to continue as a going concern; and
- Evaluate the overall presentation, structure and content of the Standalone Financial Statements, including the disclosures, and whether the Standalone Financial Statements represent the underlying transactions and events in a manner that achieves fair presentation.



- We communicate with those charged with governance regarding, among other matters, the planned scope and timing of the audit and significant audit findings, including any significant deficiencies in internal control that we identify during our audit.
- We also provide those charged with governance with a statement that we have complied with relevant ethical requirements regarding independence, and to communicate with them all relationships and other matters that may reasonably be thought to bear on our independence, and where applicable, related safeguards.

Restriction on Distribution and Use

The Shares of the Holding Company (i.e. Multitech Auto Private Limited) has been wholly acquired by Ramkrishna forgings Limited vide share purchase agreement dated 21.07.2023 entered into with the shareholders of the Holding Company. The Acquisition of Shares of the Holding Company was completed by Ramkrishna Forgings Ltd on 23.08.2023.

This report is intended solely for the information of the Company, its holding Company and the ultimate holding company for consolidation purpose and internal use and accordingly, should not be used, referred to or distributed for any other purpose or to any other party without our prior written consent. To the fullest extent permitted by law, we do not accept or assume responsibility to anyone other than the Company and the holding company's board of directors, for our audit work, for this report, or for the opinions we have formed.

For S K Naredi & Co.

Chartered Accountants

Firm's Registration No.003333C



Rahul Naredi

(Partner)

Membership No. 302632



UDIN : 24302632BKBXSD7015

Place of Signature: Jamshedpur

Date: 27th April 2024

MAL METALLIKS PRIVATE LIMITED

Balance Sheet as at March 31, 2024

CIN : U27109WB2005PTC402386

(All amounts in INR Lakhs, unless otherwise stated)

PARTICULARS	Note No.	As at
		March 31, 2024
ASSETS		
Non-current assets		
(a) Property, plant and equipment	4	3,176.30
(b) Capital work-in-progress	4(a)	434.60
(c) Intangible assets	5	23.56
(d) Right-of-use assets	6	522.21
(e) Financial assets		
(i) Investments	7(a)	2.00
(ii) Loans	9	-
(iii) Other financial assets	10	256.65
(f) Non-current tax assets (net)	12(a)	-
(g) Other non-current assets	13	193.61
		<u>4,608.93</u>
Current assets		
(a) Inventories	14	1,481.19
(b) Financial assets		
(i) Investments	7(b)	202.06
(ii) Trade receivables	8	1,117.95
(iii) Cash and cash equivalents	15(a)	241.53
(iv) Bank balances other than (iii) above	15(b)	71.36
(v) Loans	9	186.82
(vi) Other financial assets	10	4.77
(c) Current tax assets (net)	12(b)	10.85
(d) Other current assets	13	545.93
		<u>3,862.46</u>
TOTAL ASSETS		<u><u>8,471.39</u></u>
EQUITY AND LIABILITIES		
Equity		
(a) Equity share capital	16	298.17
(b) Other equity	17	4,846.81
TOTAL EQUITY		<u>5,144.98</u>
Liabilities		
Non-current liabilities		
(a) Financial liabilities		
(i) Borrowings	18	189.69
(ia) Lease liabilities	19	20.12
(b) Deferred tax liabilities (net)	11	137.64
		<u>347.45</u>
Current liabilities		
(a) Financial liabilities		
(i) Borrowings	18	672.42
(ia) Lease liabilities	19	-
(ii) Trade payables	20	-
a) Total outstanding dues of micro enterprises and small enterprises		99.69
b) Total outstanding dues of creditors other than micro enterprises and small enterprises		1,750.90
(iii) Other financial liabilities	21	132.98
(b) Other current liabilities	23	193.75
(c) Provisions	22	56.04
(d) Current tax liabilities (net)	12(c)	73.18
		<u>2,978.96</u>
TOTAL LIABILITIES		<u>3,326.41</u>
TOTAL EQUITY & LIABILITIES		<u><u>8,471.39</u></u>
Material Accounting Policies	2	

The accompanying notes form an integral part of these financial statements


For and on behalf of the Board of Directors of
MAL Metalliks Private Limited

As per our report of the even date

For S K Naredi & Co.
ICAI Firm Registration No. 003333C
Chartered Accountants

 Rahul Naredi
 Partner
 Membership No. 302632
Place: Jamshedpur
Dated: 27 April 2024

 (Lalit Kumar Khetan)
 Director
 DIN: 00533671


 (Surendra Gadia)
 Director
 DIN: 00009139

MAL METALLIKS PRIVATE LIMITED

Statement of Profit and Loss for the period ended March 31, 2024

CIN : U27109WB2005PTC102386

(All amounts in INR Lakhs, unless otherwise stated)

PARTICULARS	Note No.	For the period August 23, 2023
		to March 31, 2024
Income		
Revenue from operations	24	13,483.67
Other income	25	27.63
Total Income (i)		13,511.30
Expenses		
Cost of materials consumed	26	6,461.84
Increase in inventories of finished goods, work in progress and scrap	27	102.55
Employee benefits expense	28	481.41
Power and Fuel		981.16
Finance costs	29	53.06
Depreciation and amortisation expenses	6A	293.78
Other expenses	30	3,384.08
Total Expenses (ii)		11,757.87
Profit before Exceptional (i-ii)		1,753.43
Profit before Tax (i-ii)		1,753.43
Tax expense	11	
- Pertaining to Profit for the current year		468.66
- Tax adjustments for earlier year		13.25
- Deferred tax charge/(credit) (refer note 11(ii)(a))		(38.18)
Total tax expense (iii)		443.73
Profit for the year (iv) = (i - ii - iii)		1,309.70
Other Comprehensive Income		
Other comprehensive Income not to be reclassified to Profit or Loss in subsequent years		
i) Re-measurement Income on defined benefit plans		(9.41)
ii) Income tax effect on above		2.37
Other Comprehensive Income/(Loss) for the period (net of tax) (v)		(7.04)
Total Comprehensive Income for the year (iv + v)		1,302.66
Earnings per equity share -		
(Face value ₹ 10/- per share)	31	
1) Basic		
2) Diluted		
Material Accounting Policies	2	

The accompanying notes form an integral part of these financial statements

As per our report of the even date

For and on behalf of the Board of Directors of
MAL Metalliks Private Limited

For S K Naredi & Co.

ICAI Firm Registration No. 003333C

Chartered Accountants

Rahul Naredi

Partner

Membership No. 302632

Place: Jamshedpur

Dated: 27 April 2024



(Lalit Kumar Khetan)

Director

DIN: 00533671

(Surendra Gadia)

Director

DIN: 00009139

MAL METALLIKS PRIVATE LIMITED

Statement of Changes in Equity for the period ended March 31, 2024

CIN : U27109WB2005PTC102386

(All amounts in INR Lakhs, unless otherwise stated)

A Equity Share Capital (refer note 16)

Particulars	Balance as at August 23, 2023	Changes in equity share capital during the year	Balance as at March 31, 2024
Equity Share of ₹ 10/- (March 31, 2023 : ₹ 10/-) each issued, subscribed and fully paid	298.17	-	298.17
Equity Share in numbers	29,81,673	-	29,81,673

B Other Equity (refer note 17)

Particulars	Reserve and Surplus		Total
	Securities Premium	Retained earnings	
Balance as at August 23, 2023	40.41	3,503.74	3,544.15
Profit for the period	-	1,309.70	1,309.70
Other comprehensive income (net of tax)			
- Re-measurement Income on defined benefit plans	-	(7.04)	(7.04)
Total comprehensive income for the year	-	1,302.66	1,302.66
Balance as at March 31, 2024	40.41	4,806.40	4,846.81

Material Accounting Policies

Note 2

The accompanying notes form an integral part of these financial statements

As per our report of even date

For and on behalf of the Board of Directors of
MAL Metalliks Private Limited

For S K Naredi & Co.

ICAI Firm Registration No. 003333C

Chartered Accountants

Rahul Naredi

Partner

Membership No. 302632



Place: Jamshedpur

Dated: 27 April 2024

(Lalit Kumar Khetan)

Director

DIN: 00533671

(Surendra Gadia)

Director

DIN: 00009139

MAL METALLIKS PRIVATE LIMITED

Statement of Cash Flows for the period ended March 31, 2024
CIN : U27109WB2005PTC102386

(All amounts in INR Lakhs, unless otherwise stated)

	For the period August 23, 2023 to March 31, 2024
A. CASH FLOW FROM OPERATING ACTIVITIES:	
PROFIT BEFORE TAXES	1,753.43
Adjustments to reconcile profit before tax to net cash flows:	
Depreciation and amortization expenses	463.90
Profit on sale of Property, plant and equipment (net)	70.17
Balances written back	(0.39)
Profit on sales of mutual fund (Fair Value)	(10.13)
Interest Income	(38.32)
Finance Costs	53.06
Operating Profit before changes in operating assets and liabilities	2,291.72
Changes in operating assets and liabilities:	
Decrease / (Increase) in trade receivables	(367.40)
Increase in inventories	(146.62)
Decrease / (Increase) in loans	-
Decrease / (Increase) in other financial assets	(141.04)
Decrease / (Increase) in other assets	(327.40)
Increase in provisions	37.49
Increase in trade payables	560.15
Increase in other financial liabilities	17.79
Increase in other liabilities	13.51
Cash generated from operations	1,938.20
Direct Tax paid	(515.27)
NET CASH FLOWS FROM OPERATING ACTIVITIES (A)	1,422.93
B. NET CASH USED IN INVESTING ACTIVITIES:	
Purchase of property, plant and equipment and intangible assets (including capital work-in-progress, capital creditors and capital advances)	(889.02)
Proceeds from sale of property, plant and equipment	24.81
Investment in bank deposits (net)	(3.76)
Loan repayment received from subsidiary companies	42.66
Investment in subsidiary companies	-
Proceeds from sale of / (investment in) liquid mutual funds (Net)	(146.27)
Interest Received	38.32
NET CASH FLOWS USED IN INVESTING ACTIVITIES (B)	(933.26)
C. CASH FLOW FROM FINANCING ACTIVITIES:	
Payment of lease liabilities	(0.88)
Interest Paid	(56.80)
Proceeds from Long Term Borrowings	-
Repayment of Long Term Borrowings	(106.15)
Short Term Borrowings (net)	(86.82)
NET CASH FLOWS FROM / (USED IN) FINANCING ACTIVITIES (C)	(250.65)
NET INCREASE / (DECREASE) IN CASH AND CASH EQUIVALENTS (A+B+C)	239.02
Opening Cash and cash equivalents	2.51
Closing Cash and cash equivalents	241.53
NET INCREASE / (DECREASE) IN CASH AND CASH EQUIVALENTS	239.02

Notes:

a) Cash and Cash Equivalents include:

Cash and Cash Equivalents:

i) Cash in hand

ii) Balances with banks

- On Current Accounts

- Fixed deposits with original maturity of less than 3 months

Cash and Cash Equivalents

As at
March 31, 2024

0.22

13.62

227.69

241.53

Material Accounting Policies

Note 2

The accompanying notes form an integral part of these financial statements


As per our report of even date

For and on behalf of the Board of Directors of
MAL Metalliks Private Limited

For S K Naredi & Co.

ICAI Firm Registration No. 003333C

Chartered Accountants



Rahul Naredi

Partner

Membership No. 302632



Place: Jamsheedpur


Dated: 27 April 2024



(Lalit Kumar Khetan)

Director

DIN: 00533671



(Surendra Gadia)

Director

DIN: 00009139

MAL METALLIKS PRIVATE LIMITED

Notes to the financial statements as at and for the period ended March 31, 2024

1. Company Overview

MAL Metalliks Private Limited ("the Company") is a Unisted Private Limited Company domiciled in India and incorporated under the provisions of the Companies Act applicable in India. The registered office of the Company is located at 9th Floor, 23 Circus Avenue, Kolkata - 700 017, West Bengal, India.

The Company is primarily engaged in manufacturing of Bright Steel Bar, Machining C.I Castings and its allied works. The Company presently has manufacturing facilities at Gamaria, Adityapur Industrial Area, Jamshedpur in Jharkhand.

These financial statements were approved and authorised for issue with the resolution of the Board of Directors on 27 April 2024.

2. Basis of Preparation of Financial Statements and Significant Accounting Policies

2.1 Basis of Preparation of financial statements and compliance with Indian Accounting Standards "Ind AS".

These financial statements have been prepared in accordance with Indian Accounting Standards (Ind AS) notified under Section 133 of the Companies Act, 2013. The financial statements have also been prepared in accordance with the relevant presentation requirements of the Companies Act, 2013. The Company adopted Ind AS from 1st April, 2023.

Up to the year ended 31st March, 2023, the Company prepared its financial statements in accordance with the requirements of previous Generally Accepted Accounting Principles (GAAP), which includes Standards notified under the Companies (Accounting Standards) Rules, 2021 ("Previous GAAP"). The Shares of the Holding Company (i.e. Multitech Auto Private Limited) has been wholly acquired by Ramkrishna forgings Limited a company listed in both NSE and BSE vide share purchase agreement dated 21.07.2023 entered into with the shareholders of the Holding Company. The Acquisition of Shares of the Holding Company was completed by Ramkrishna Forgings Ltd on 23.08.2023. Hence, these financial statements has been prepared under IND-AS.

These are the Company's first Ind AS financial statements. The date of transition to Ind AS is 1st April, 2022. In accordance with Ind AS 101 "First time adoption of Indian Accounting Standards" the company has presented a reconciliation from the presentation of financial statements under Accounting Standards notified under the Companies (Accounting Standards) Rules, 2021 to Ind AS with regard to shareholders equity as at April 1, 2022, March 31, 2023 and of the comprehensive net income for the year ended March 31, 2023.

Accordingly, the Company has prepared these financial statements which comprises the Balance Sheet as at March 31, 2024, the Statement of Profit and Loss, the Cash Flow statement and the Statement of Changes in Equity for the period ended as on that date, and accounting policies and other explanatory information (together hereinafter referred to as "financial statements" or "financial statements").

The financial statements have been prepared on a going concern basis under historical cost convention and on accrual method of accounting, except for certain financial assets/ liabilities measured at fair value as described in accounting policies regarding financial instruments. The financial statements are presented in INR (which is the Company's functional and presentation currency) and all values are rounded to the nearest lakhs (INR 1,00,000), except when otherwise indicated.

2.2 Current vs Non Current Classification

The Company presents assets and liabilities in the Balance Sheet based on current / non-current classification.

An asset is classified as current when it is:

- Expected to be realised or intended to be sold or consumed in the normal operating cycle,
- Held primarily for the purpose of trading,
- Expected to be realised within twelve months after the reporting period, or
- Cash or cash equivalents unless restricted from being exchanged or used to settle a liability for at least twelve months after the reporting period.

All other assets are classified as non-current.

A liability is classified as current when:

- It is expected to be settled in the normal operating cycle,
- It is held primarily for the purpose of trading,
- It is due to be settled within twelve months after the reporting period, or
- There is no unconditional right to defer settlement of the liability beyond at least twelve months after the reporting period.

All other liabilities are classified as non-current.

Deferred tax assets and liabilities are classified as non-current.

The operating cycle is the time between the acquisition of assets for processing and their realisation in cash and cash equivalents. The Company has identified twelve months as its operating cycle.

Historical cost convention

These financial statements have been prepared on a historical cost basis, except the following, which are measured at fair values:-

- certain financial assets and liabilities (including derivative instruments);
- Plan assets of defined benefit employee benefit plans

2.3 Summary of Significant Accounting Policies

a) Property, Plant and Equipment

Under Previous GAAP, all the items of property, plant and equipment were carried at historical cost less accumulated depreciation, impairment loss, if any. The Company has elected to regard those values as deemed cost as at April 1, 2022 being the date of transition to Ind AS.

Tangible Assets and Depreciation.

Tangible Assets are stated either at deemed cost as considered on the date of transition to Ind AS or at cost of acquisition/ construction together with any incidental expenses related to acquisition and appropriate borrowing costs, less accumulated depreciation and accumulated impairment loss, if any. An impairment loss is recognized where applicable, when the carrying value of tangible assets of cash generating unit exceed its fair value or value in use, whichever is higher.

Subsequent costs are included in the asset's carrying amount or recognised as a separate asset, as appropriate, only when it is probable that future economic benefits associated with the item will flow to the Company and the cost of the item can be measured reliably. The carrying amount of the replaced component is derecognised when replaced. All other repairs and maintenance are charged to the statement of profit and loss during the reporting period in which they are incurred, if any.

Capital work in progress is stated at cost, net of accumulated impairment loss, if any.

Depreciation on property, plant and equipment is provided under the straight-line method over the useful lives of assets as prescribed in Part C of Schedule II to the Companies Act 2013 except for the following assets where the useful life considered is different than that prescribed in Schedule II on the basis of management's technical evaluation. The management believes that the useful lives as given below represents the period over which management expects to use these assets.

Type of asset	Useful lives estimated by the management (years)
Air Conditioning Machines	5
Plant and Machinery	15

The Company reviews the estimated residual values and expected useful lives of assets at least annually. In particular, the Company considers the impact of health, safety and environmental legislation in its assessment of expected useful lives and estimated residual values.

An item of property, plant and equipment and any significant part initially recognised is derecognised upon disposal or when no future economic benefits are expected from its use or disposal. Depreciation for assets purchased / sold during the year is proportionately charged. Any gain or loss arising on de-recognition of the asset (calculated as the difference between the net disposal proceeds and the carrying amount of the asset) is included in the income statement when the asset is derecognised.

The residual values, useful lives and methods of depreciation of property, plant and equipment are reviewed at each financial year end and adjusted prospectively, if appropriate.



b) Intangible assets

Under Previous GAAP, all the items of intangible assets were carried at historical cost less accumulated depreciation, impairment loss, if any. The Company has elected to regard those values as deemed cost as at April 1, 2022 being the date of transition to Ind AS.

Intangible assets have a finite useful life and are stated at cost less accumulated amortisation, impairment loss, if any.

Computer Software for internal use, which is primarily acquired from third party vendors, is capitalised. Subsequent costs associated with maintaining such software are recognised as expense as incurred. Cost of software includes license fees and cost of implementation / system integration services, where applicable.

Gains or losses arising from derecognition of an Intangible asset are measured as the difference between the net disposal proceeds and the carrying amount of the asset and are recognised in the Statement of profit or loss when the asset is derecognised.

Type of asset

Useful lives estimated by the management (years)

Intangible assets - Computer software

3

c) Impairment of non-financial assets

The Company assesses at each reporting date whether there is an indication that an asset may be impaired. If any indication exists, or when annual impairment testing for an asset is required, the Company estimates the asset's recoverable amount. An asset's recoverable amount is the higher of an asset's or cash-generating unit's (CGU) fair value less costs of disposal and its value in use. The recoverable amount is determined for an individual asset, unless the asset does not generate cash inflows that are largely independent of those from other assets or groups of assets. Where the carrying amount of an asset or CGU exceeds its recoverable amount, the asset is considered impaired and is written down to its recoverable amount. In assessing value in use, the estimated future cash flows are discounted to their present value using a pre-tax discount rate that reflects current market assessments of the time value of money and the risks specific to the asset. In determining net selling price, recent market transactions are taken into account, if available. If no such transactions can be identified, an appropriate valuation model is used.

The Company bases its impairment calculation on detailed budgets and forecast calculations which are prepared separately for each of the Company's cash-generating units to which the individual assets are allocated. Impairment losses of continuing operations, including impairment on inventories, are recognised in the Statement of Profit and Loss. For assets, an assessment is made at each reporting date to determine whether there is an indication that previously recognised impairment losses no longer exist or have decreased. If such indication exists, the Company estimates the asset's or CGU's recoverable amount. A previously recognised impairment loss is reversed only if there has been a change in the assumptions used to determine the asset's recoverable amount since the last impairment loss was recognised. The reversal is limited so that the carrying amount of the asset does not exceed its recoverable amount, nor exceed the carrying amount that would have been determined, net of depreciation, had no impairment loss been recognised for the asset in prior years.

Such reversal is recognised in the Statement of Profit and Loss.

Intangible assets with indefinite useful lives are tested for impairment annually at the CGU level, as appropriate, and when circumstances indicate that the carrying value may be impaired. After impairment, depreciation is provided on the revised carrying amount of the asset over its remaining useful life.

The Company assesses where climate risks could have a significant impact, such as the introduction of emission-reduction legislation that may increase manufacturing costs. These risks in relation to climate-related matters are included as key assumptions where they materially impact the measure of recoverable amount. These assumptions have been included in the cash-flow forecasts in assessing value-in-use amounts.

d) Revenue Recognition

Revenue from contracts with customers is recognised when control of the goods or services are transferred to the customer at an amount that reflects the consideration to which the Company expects to be entitled in exchange for those goods or services. Revenue towards satisfaction of a performance obligation is measured at the amount of transaction price (net of variable consideration) allocated to that performance obligation. The transaction price of goods sold or services rendered is net of variable consideration on account of returns, discounts, volume rebates, goods and service tax excluding amount collected on behalf of third parties. The Company has concluded that it is the principal in all of its revenue arrangements since it is the primary obligor as it has pricing latitude and is also exposed to inventory and credit risks.

The Company recognises revenue when the amount of revenue can be reliably measured, it is probable that future economic benefits will flow to the Company regardless of when the payment is being made and specific criteria have been met for each of the Company's activities as described below.

Sale of Products

Revenue from sale of products is recognized when the Company transfers the control of goods to the customer as per the terms of contract and the amount of revenue can be measured reliably and recovery of consideration is probable. The Company considers whether there are other promises in the contract that are separate performance obligations to which a portion of the transaction price needs to be allocated. In determining the transaction price, the Company considers the effects of variable consideration, the existence of significant financing component, non-cash considerations and consideration payable to the customer (if any). In case of export sales, the Company believes that the control gets transferred to the customer on the date of bill of lading except in cases where the Company itself is the consignee.

Interest Income

For all debt instruments measured at amortised cost, interest income is recorded using the effective interest rate (EIR). EIR is the rate that exactly discounts the estimated future cash payments or receipts over the expected life of the financial instrument or a shorter period, where appropriate, to the gross carrying amount of the financial asset or to the amortised cost of a financial liability. Interest income is included in finance income in the statement of profit and loss.

Dividend Income

Revenue is recognised when the Company's right to receive the payment is established, which is generally when shareholders approve the dividend.

Contract balances

Trade receivables

A receivable represents the Company's right to an amount of consideration that is unconditional i.e., only the passage of time is required before payment of the consideration is due. However, trade receivables do not contain a significant financing component and are measured at transaction price.

Contract liabilities

A contract liability is the obligation to transfer goods or services to a customer for which the Company has received consideration or an amount of consideration is due from the customer. If a customer pays consideration before the Company transfers goods or services to the customer, a contract liability is recognised when the payment is made or the payment is due (whichever is earlier). Contract liabilities are recognised as revenue when the Company performs under the contract.

e) Government Grants

Government grants are recognised where there is reasonable assurance that the grant will be received and all attached conditions will be complied with. When the grant relates to an expense item, it is recognised as income on a systematic basis over the periods that the related costs, for which it is intended to compensate, are expensed. When the grant relates to an asset, it is accounted for as Government grant and its amortised on the basis of useful life of the asset against which the subsidy is received. The Company considers government grant as part of its operations and hence considered as other operating revenues.

f) Inventories

Inventories are valued at the lower of cost and net realisable value after providing for obsolescence, if any. Costs incurred in bringing each product to its present location and conditions are accounted for as follows:

(i) **Raw materials, Stores and Spares:** These are valued at lower of cost and net realisable value. However, material and other items held for use in production of inventories are not written down below cost if the finished products in which they will be incorporated are expected to be sold at or above cost. Cost includes cost of purchase and other costs incurred in bringing the inventories to their present location and condition. Cost is determined on weighted average method.

(ii) **Finished goods and work in progress:** These are valued at lower of cost and net realisable value. Cost includes cost of direct materials and labour and a proportion of manufacturing overheads based on the normal operating capacity. Cost of finished goods also includes excise duty. Cost is determined on weighted average method.

(iii) **Scrap:** Scrap is valued at Net Realisable Value

Net realisable value is the estimated selling price in the ordinary course of business, less estimated costs of completion and the estimated costs necessary to make the sale.



g) Leases

The Company assesses at contract inception whether a contract is, or contains, a lease. A contract is, or contains, a lease if it conveys the right to control the use of an identified asset for a period of time in exchange for consideration.

Company as a Lessee

Right-of-Use (ROU) assets are recognised at inception of a contract or arrangement for significant lease components at cost less lease incentives, if any. ROU assets are subsequently measured at cost less accumulated depreciation and impairment losses, if any. The cost of ROU assets includes the amount of lease liabilities recognised, initial direct cost incurred and lease payments made at or before the lease commencement date. ROU assets are generally depreciated over the shorter of the lease term and estimated useful lives of the underlying assets on a straight line basis. Lease term is determined based on consideration of facts and circumstances that create an economic incentive to exercise an extension option, or not to exercise a termination option. Lease payments associated with short-term leases and low value leases are charged to the Statement of Profit and Loss on a straight line basis over the term of the relevant lease.

The Company recognises lease liabilities measured at the present value of lease payments to be made on the date of recognition of the lease. Such lease liabilities do not include variable lease payments (that do not depend on an index or a rate), which are recognised as expense in the periods in which they are incurred. Interest on lease liability is recognised using the effective interest method. Lease liabilities are subsequently increased to reflect the accretion of interest and reduced for the lease payments made. The carrying amount of lease liabilities is also remeasured upon modification of lease arrangement or upon change in the assessment of the lease term. The effect of such remeasurements is adjusted to the value of the ROU assets.

Company as a Lessor

Leases in which the Company does not transfer substantially all the risks and rewards of ownership of an asset are classified as operating leases. Where the Company is a lessor under an operating lease, the asset is capitalised within property, plant and equipment or investment property and depreciated over its useful economic life. Payments received under operating leases are recognised in the Statement of Profit and Loss on a straight line basis over the term of the lease.

h) Financial Instruments

A financial instrument is any contract that gives rise to a financial asset of one entity and a financial liability or equity instrument of another entity.

Financial Assets

Initial recognition and measurement:

The Company recognizes a financial asset in its Balance Sheet when it becomes party to the contractual provisions of the instrument. Financial assets and financial liabilities are initially measured at fair value other than Trade Receivables which are measured at Transaction Price (other than trade receivables containing significant financing component). Transaction costs that are directly attributable to the acquisition or issue of financial assets and financial liabilities (other than financial assets and financial liabilities at fair value through profit or loss) are added to or deducted from the fair value of the financial assets or financial liabilities, as appropriate. For financial assets and financial liabilities at fair value through profit or loss, directly attributable transaction costs are immediately recognised in the Statement of Profit and Loss.

Subsequent measurement:

For subsequent measurement, the Company classifies a financial asset in accordance with the below criteria:

- i. The Company's business model for managing the financial asset and
- ii. The contractual cash flow characteristics of the financial asset.

Based on the above criteria, the Company classifies its financial assets into the following categories:

- i. Financial assets measured at amortized cost
- ii. Financial assets measured at fair value through other comprehensive income (FVTOCI)
- iii. Financial assets measured at fair value through profit or loss (FVTPL)

i. Financial assets measured at amortized cost:

A financial asset is measured at the amortized cost if both the following conditions are met:

- a) The Company's business model objective for managing the financial asset is to hold financial assets in order to collect contractual cash flows, and
- b) The contractual terms of the financial asset give rise on specified dates the right to receive cash flows that are solely payments of principal and interest on the principal amount outstanding.

This category applies to cash and bank balances, trade receivables, loans and other financial assets of the Company (Refer Note 38 for further details). Such financial assets are subsequently measured at amortized cost using the effective interest method. Under the effective interest method, the future cash receipts are exactly discounted to the initial recognition value using the effective interest rate. The cumulative amortization using the effective interest method of the difference between the initial recognition amount and the maturity amount is added to the initial recognition value (net of principal repayments, if any) of the financial asset over the relevant period of the financial asset to arrive at the amortized cost at each reporting date. The corresponding effect of the amortization under effective interest method is recognized as interest income over the relevant period of the financial asset. The same is included under other income in the Statement of Profit and Loss.

The amortized cost of a financial asset is also adjusted for loss allowance, if any.

ii. Financial assets measured at FVTOCI:

A financial asset is measured at FVTOCI if both of the following conditions are met:

- a) The Company's business model objective for managing the financial asset is achieved both by collecting contractual cash flows and selling the financial assets, and
- b) The contractual terms of the financial asset give rise on specified dates the right to receive cash flows that are solely payments of principal and interest on the principal amount outstanding.

On Derecognition of such financial assets, cumulative gain or loss previously recognized in OCI is not reclassified from the equity to Statement of Profit and Loss. However, the Company may transfer such cumulative gain or loss into retained earnings within equity.

iii. Financial assets measured at FVTPL:

A financial asset is measured at FVTPL unless it is measured at amortized cost or at FVTOCI as explained above.

This is a residual category applied to all other investments of the Company excluding investments in subsidiary companies. Such financial assets are subsequently measured at fair value at each reporting date. Fair value changes are recognized in the Statement of Profit and Loss.

De-recognition:

A financial asset or, where applicable, a part of a financial asset or part of a group of similar financial assets is derecognized i.e. removed from the Company's Balance Sheet when any of the following occurs:

- i. The contractual rights to cash flows from the financial asset expires;
- ii. The Company transfers its contractual rights to receive cash flows of the financial asset and has substantially transferred all the risks and rewards of ownership of the financial asset;
- iii. The Company retains the contractual rights to receive cash flows but assumes a contractual obligation to pay the cash flows without material delay to one or more recipients under a 'pass-through' arrangement (thereby substantially transferring all the risks and rewards of ownership of the financial asset);
- iv. The Company neither transfers nor retains substantially all risk and rewards of ownership and does not retain control over the financial asset.

In cases where Company has neither transferred nor retained substantially all of the risks and rewards of the financial asset, but retains control of the financial asset, the Company continues to recognize such financial asset to the extent of its continuing involvement in the financial asset. In that case, the Company also recognizes an associated liability. The financial asset and the associated liability are measured on a basis that reflects the rights and obligations that the Company has retained.

On Derecognition of a financial asset (except as mentioned in (ii) above for financial assets measured at FVTOCI) difference between the carrying amount and the consideration received is recognized in the Statement of Profit and Loss.



Impairment of financial assets:

The Company assesses on a forward looking basis the expected credit losses associated with its assets which are not fair valued through profit or loss. The impairment methodology applied depends on whether there has been a significant increase in credit risk. Note details how the Company determines whether there has been a significant increase in credit risk. For trade receivables only, the Company applies the simplified approach permitted by IndAS 109, 'Financial Instruments', which requires expected lifetime losses to be recognised from initial recognition of the receivables.

Financial Liabilities

Initial recognition and measurement:

Financial liabilities are initially measured at fair value. Transaction costs that are directly attributable to the acquisition or issue of financial liabilities (other than financial liabilities at fair value through profit or loss) are deducted from the fair value of the financial liabilities, as appropriate. For financial liabilities at fair value through profit or loss, directly attributable transaction costs are immediately recognised in the Statement of Profit and Loss.

Subsequent measurement:

All financial liabilities of the Company are subsequently measured at amortized cost using the effective interest method

Under the effective interest method, the future cash payments are exactly discounted to the initial recognition value using the effective interest rate. The cumulative amortization using the effective interest method of the difference between the initial recognition amount and the maturity amount is added to the initial recognition value (net of principal repayments, if any) of the financial liability over the relevant period of the financial liability to arrive at the amortized cost at each reporting date. The corresponding effect of the amortization under effective interest method is recognized as interest expense over the relevant period of the financial liability. The same is included under finance cost in the Statement of Profit and Loss.

Derecognition:

A financial liability is derecognized when the obligation under the liability is discharged or cancelled or expires. When an existing financial liability is replaced by another from the same lender on substantially different terms, or the terms of an existing liability are substantially modified, such an exchange or modification is treated as the derecognition of the original liability and the recognition of a new liability. The difference between the carrying amount of the financial liability derecognized and the consideration paid is recognized in the Statement of Profit and Loss.

i) Fair Value Measurement

The Company measures financial instruments at fair value in accordance with the accounting policies mentioned above. Fair value is the price that would be received to sell an asset or paid to transfer a liability in an orderly transaction between market participants at the measurement date. The fair value measurement is based on the presumption that the transaction to sell the asset or transfer the liability takes place either:

- In the principal market for the asset or liability, or
- In the absence of a principal market, in the most advantageous market for the asset or liability.

All assets and liabilities for which fair value is measured or disclosed in the financial statements are categorized within the fair value hierarchy that categorizes into three levels, described as follows, the inputs to valuation techniques used to measure value. The fair value hierarchy gives the highest priority to quoted prices in active markets for identical assets or liabilities (Level 1 inputs) and the lowest priority to unobservable inputs (Level 3 inputs).

Level 1 — quoted (unadjusted) market prices in active markets for identical assets or liabilities

Level 2 — inputs other than quoted prices included within Level 1 that are observable for the asset or liability, either directly or indirectly

Level 3 — inputs that are unobservable for the asset or liability

For assets and liabilities that are recognized in the financial statements at fair value on a recurring basis, the Company determines whether transfers have occurred between levels in the hierarchy by re-assessing categorization at the end of each reporting period and discloses the same.

j) Investment in Subsidiary Companies

Investment in subsidiaries are carried at cost or at deemed cost as considered on the date of transition to Ind- AS less provision for impairment loss, if any. Investments are tested for impairment whenever events or changes in circumstances indicate that the carrying amount may not be recoverable. An impairment loss is recognized for the amount by which the asset's carrying amount exceeds its recoverable amount.

k) Income Taxes

Tax expense is the aggregate amount included in the determination of profit or loss for the period in respect of current tax and deferred tax.

Current Income tax:

Tax expense comprises current and deferred tax. Current income-tax is measured at the amount expected to be paid to or recovered from the taxation authorities. The tax rates and tax laws used to compute the amount are those that are enacted or substantively enacted, at the reporting date.

Current income tax relating to items recognised outside profit or loss is recognised outside profit or loss (either in other comprehensive income or in equity). Current tax items are recognised in correlation to the underlying transaction either in OCI or directly in equity. Management periodically evaluates positions taken in the tax returns with respect to situations in which applicable tax regulations are subject to interpretation and establishes provisions where appropriate.

Deferred tax:

Deferred income tax is provided, using the Balance sheet method, on temporary differences arising between the tax bases of assets and liabilities and their carrying amounts in the financial statements. Deferred income tax is not accounted for if it arises from initial recognition of an asset or liability in a transaction that at the time of the transaction affects neither accounting profit/ loss nor taxable profit (tax loss). Deferred income tax is determined using tax rates (and laws) that have been enacted or substantively enacted by the end of the reporting period.

Deferred tax assets are recognised for all deductible temporary differences and unused tax losses only if it is probable that future taxable amounts will be available to utilise those temporary differences and losses.

Current and deferred tax is recognised in statement of profit and loss, except to the extent that it relates to items recognised in other comprehensive income or directly in equity, if any. In this case, the tax is also recognised in other comprehensive income or directly in equity, respectively.

The carrying amount of deferred tax assets is reviewed at each reporting date and reduced to the extent that it is no longer probable that sufficient taxable profit will be available to allow all or part of the deferred tax asset to be utilised. Unrecognised deferred tax assets are re-assessed at each reporting date and are recognised to the extent that it has become probable that future taxable profits will allow the deferred tax asset to be recovered.

Minimum alternate tax (MAT) paid in a year is charged to the statement of profit and loss as current tax for the year. The deferred tax asset is recognised for MAT credit available only to the extent that it is probable that the Company will pay normal income tax during the specified period, i.e., the period for which MAT credit is allowed to be carried forward. In the year in which the Company recognizes MAT credit as an asset, it is created by way of credit to the statement of profit and loss and shown as part of deferred tax assets. The Company reviews the "MAT credit entitlement" asset at each reporting date and writes down the asset to the extent that it is no longer probable that it will pay normal tax during the specified period.

In assessing the recoverability of deferred tax assets, the Company relies on the same forecast assumptions used elsewhere in the financial statements and in other management reports, which, among other things, reflect the potential impact of climate-related development on the business, such as increased cost of production as a result of measures to reduce carbon emission.



Presentation of current and deferred tax:

The Company offsets current tax assets and current tax liabilities, where it has a legally enforceable right to set off the recognized amounts and where it intends either to settle on a net basis, or to realize the asset and settle the liability simultaneously. In case of deferred tax assets and deferred tax liabilities, the same are offset if the Company has a legally enforceable right to set off corresponding current tax assets against current tax liabilities and the deferred tax assets and deferred tax liabilities relate to income taxes levied by the same tax authority on the Company.

l) Provisions and Contingencies

The Company recognizes provisions when a present obligation (legal or constructive) as a result of a past event exists and it is probable that an outflow of resources embodying economic benefits will be required to settle such obligation and the amount of such obligation can be reliably estimated.

If the effect of time value of money is material, provisions are discounted using a current pre-tax rate that reflects, when appropriate, the risks specific to the liability. When discounting is used, the increase in the provision due to the passage of time is recognized as a finance cost.

A disclosure for a contingent liability is made when there is a possible obligation or a present obligation that may, but probably will not require an outflow of resources embodying economic benefits or the amount of such obligation cannot be measured reliably. When there is a possible obligation or a present obligation in respect of which likelihood of outflow of resources embodying economic benefits is remote, no provision or disclosure is made.

m) Cash and Cash Equivalents

Cash and Cash equivalents for the purpose of Cash Flow Statement comprise cash and cheques in hand, bank balances and demand deposits with banks where the original maturity is three months or less that are readily convertible to known amounts of cash and which are subject to an insignificant risk of changes in value.

n) Employee Benefits

Short Term Employee Benefits:

All employee benefits payable wholly within twelve months of rendering the service are classified as short term employee benefits and they are recognized as an expense at the undiscounted amount in the Statement of Profit & Loss of the year in which related service is rendered.

Post-Employment Benefits:

I. Defined Contribution plans (Provident Fund):

Contributions under Defined Contribution Plans payable in keeping with the related schemes are recognised as expenses for the period in which the employee has rendered the service.

II. Defined Benefit plans (Gratuity Fund):

a. The liability or asset recognised in the balance sheet in respect of defined benefit plans is the present value of the defined benefits obligation at the end of the reporting period less the fair value of plan assets. The defined benefit obligation is calculated annually by actuaries using the Projected Unit Credit Method as per Ind AS 19 at the year end.

b. The present value of the defined benefit obligation is determined by discounting the estimated future cash outflows by reference to market yields at the end of the reporting period on Government bonds that have terms approximating to the terms of the related obligations.

c. The net interest cost is calculated by applying the discount rate to the net balance of the defined benefit obligation and the fair value of plan assets. This cost is included in Employees Benefits Expense in the statement of profit and loss.

d. Re-measurement gains and losses arising from experience adjustments and changes in actuarial assumptions are recognised in the period in which they occur, directly in Other Comprehensive Income. They are included in retained earnings in the statement of changes in equity.

e. Changes in the present value of the defined benefit obligation resulting from plan amendments or curtailments are recognised immediately in the profit or loss as past service cost.

Other employee benefit obligations (Compensated Absences):

The liabilities for earned leave and sick leave are expected to be settled wholly within 12 months after the end of the period in which the employees render the related service. They are measured annually by actuaries as the present value of expected future payments to be made in respect of services provided by employees up to the end of the reporting period using the projected unit credit method as per Ind AS 19. The benefits are discounted using the market yields on Government bonds at the end of the reporting period that have terms approximating to the terms of the related obligation. Remeasurements as a result of experience adjustments and changes in actuarial assumptions are recognized in the statement of profit and loss. Entitlements to annual leave (earned leave) are recognized when they accrue to employees. They can either be availed or encashed subject to a restriction on the maximum number of accumulation of leave.

o) Borrowing Cost

General and specific borrowing costs that are directly attributable to the acquisition, construction or production of a qualifying asset are capitalised during the period of time that is required to complete and prepare the asset for its intended use or sale. Qualifying assets are assets that necessarily take a substantial period of time to get ready for their intended use or sale. Other borrowing costs are expensed in the period in which they are incurred.

p) Events after Reporting date

Where events occurring after the Balance Sheet date provide evidence of conditions that existed at the end of the reporting period, the impact of such events is adjusted within the financial statements. Otherwise, events after the Balance Sheet date of material size or nature are only disclosed.

q) Earnings Per Share

Basic earnings per share are calculated by dividing the net profit or loss for the period attributable to equity shareholders by the weighted average number of equity shares outstanding during the period. For the purpose of calculating diluted earnings per share, the net profit or loss for the period attributable to equity shareholders are divided with the weighted average number of shares outstanding during the year after adjustment for the effects of all dilutive potential equity shares.

r) Foreign Currency Transaction

Foreign currency transaction during the year were recorded at the rate of exchange prevailing on the date of transaction. Foreign currency assets and liabilities, other than those related to fixed assets was revalued at the close of the year on the basis of exchange rate prevailing on that date and exchange difference arising there from were charged to the Statements of Profit & Loss.

3.1 Key Accounting Estimates & Judgements

The preparation of the Company's financial statements requires the management to make judgements, estimates and assumptions that affect the reported amounts of revenues, expenses, assets and liabilities. The key assumptions concerning the future and other key sources of estimation uncertainty at the reporting date, that have a significant risk of causing a material adjustment to the carrying amounts of assets and liabilities within the next financial year, are described below:



a. Income taxes

Deferred tax assets are recognised for items allowable on payment basis in income tax computation / unused tax losses / MAT carry forward to the extent it is probable that taxable profit will be available against which the losses can be utilised. Significant management judgement is required to determine the amount of deferred tax assets that can be recognised, based upon the likely timing and the level of future taxable profits together with future tax planning strategies including amount expected to be paid / recovered for uncertain tax positions (Refer Notes)

b. Property, Plant and Equipment and Useful Life of PPE and Intangible Assets

Management reviews its estimate of useful lives of property, plant and equipment at each reporting date, based on the expected utility of the assets. Uncertainties in these estimates relate to technical and economic obsolescence that may change the utility of property, plant and equipment.

c. Defined Benefit Plans

Post-employment benefits represents obligation that will be settled in future and require assumptions to project benefit obligations. Post-employment benefits accounting is intended to reflect the recognition of future benefits cost over the employee's approximate service period, based on the terms of plans and the investment and funding decisions made. The accounting requires the Company to make assumptions regarding variables such as discount rate, rate of compensation increase and future mortality rates. Changes in these key assumptions can have a significant impact on the defined benefit obligations, funding requirements and benefit costs incurred. Refer Note 41.

d. Fair value measurement of Financial Instruments

When the fair values of financial assets and financial liabilities recorded in the Balance Sheet cannot be measured based on quoted prices in active markets, their fair value is measured using valuation techniques, including the discounted cash flow model, which involve various judgements and assumptions.

e. Provisions and Contingencies

Legal proceedings covering a range of matters are pending against the Company. Due to the uncertainty inherent in such matters, it is often difficult to predict the final outcomes. The cases and claims against the Company often raise difficult and complex factual and legal issues that are subject to many uncertainties and complexities, including but not limited to the facts and circumstances of each particular case and claim, the jurisdiction and the differences in applicable law, in the normal course of business. The Company consults with legal counsel and certain other experts on matters related to litigations. The Company accrues a liability when it is determined that an adverse outcome is probable and the amount of the loss can be reasonably estimated. In the event an adverse outcome is possible or an estimate is not determinable, the matter is disclosed.

3.2 Standard issued but not effective

There are no standards issued but not yet effective up to the date of issuance of the Company's financial statements.

3.3 Changes in accounting policies and disclosures

i. Amendments in Ind AS

The Ministry of Corporate Affairs has notified Companies (Indian Accounting Standard) Amendment Rules 2022 dated March 23, 2022, to amend the following Ind AS which are effective from April 1, 2022. However, these amendments and interpretations does not have an impact on the standalone financial statements.

- a. Onerous Contracts – Costs of Fulfilling a Contract – Amendments to Ind AS 37
- b. Reference to the Conceptual Framework – Amendments to Ind AS 103
- c. Property, Plant and Equipment: Proceeds before Intended Use – Amendments to Ind AS 16
- d. Ind AS 109 Financial Instruments – Fees in the '10 per cent' test for derecognition of financial liabilities
- e. Ind AS 41 Agriculture – Taxation in fair value measurements

The Company has not early adopted any standards or amendments that have been issued but are not yet effective.



MAL METALLIKS PRIVATE LIMITED

Notes to the financial statements as at and for the period ended March 31, 2024

(All amounts in INR Lakhs, unless otherwise stated)

4. Property, plant and equipment

Particulars	Factory Shed and Building	Plant and machinery	Furniture and fixtures	Vehicles	Office equipment	Computer	Total
Cost							
As at August 23, 2023	676.63	2,580.76	41.40	13.46	32.22	12.20	3,356.67
Additions	1.37	466.17	23.88	-	1.24	9.37	502.03
Disposals/ deductions	-	12.99	-	9.35	-	-	22.34
As at March 31, 2024	678.00	3,033.94	65.28	4.11	33.46	21.57	3,836.36
Depreciation							
As at August 23, 2023	29.05	338.66	6.98	5.41	9.75	1.71	391.56
Charge for the period (Refer Note 6(A))	14.33	243.92	3.50	0.91	10.67	2.78	276.11
Disposals/ deductions	-	3.28	-	4.33	-	-	7.61
As at March 31, 2024	43.38	579.30	10.48	1.98	20.42	4.49	660.06
Net Block							
As at August 23, 2023	647.58	2,242.10	34.42	8.05	22.47	10.49	2,965.11
As at March 31, 2024	634.62	2,454.64	54.80	2.12	13.04	17.08	3,176.30

@ The Company has availed the exemption under Ind AS 101 and has considered previous GAAP carrying amount as the deemed cost for the opening balance sheet as at April 1, 2022. Also refer Note 42.

Accordingly the Gross block of each class of Property, plant and equipment has been netted off with their respective accumulated depreciation balances as at April 1, 2022 under Previous GAAP as given below to arrive at the deemed cost for the purpose of opening Ind AS balance sheet.

i) For lien / charge against property, plant and equipment, Refer note 18.1

ii) Refer Note 35B for disclosure of contractual commitments for acquisition of property, plant and equipment.

4 (a). Capital work-in-progress

Particulars	Capital work-in-progress	Total
Cost		
As at August 23, 2023	246.23	246.23
Additions	454.11	454.11
Capitalised to Property, plant and equipment	265.74	265.74
As at March 31, 2024	434.59	434.60
Accumulated Depreciation		
As at August 23, 2023	-	246.23
As at March 31, 2024	-	434.60

Capital work in progress (CWIP) Ageing Schedule

Particulars	Amount in CWIP as on March 31, 2024				Total
	Less than 1 year	1-2 years	2-3 years	More than 3 years	
Projects in progress	161.17	273.43	-	-	434.60
Projects temporarily suspended	-	-	-	-	-
Total	161.17	273.43	-	-	434.60

Capital work in progress (CWIP) Ageing Schedule

Particulars	Amount in CWIP as on August 23, 2023				Total
	Less than 1 year	1-2 years	2-3 years	More than 3 years	
Projects in progress	216.86	29.37	-	-	246.23
Projects temporarily suspended	-	-	-	-	-
Total	216.86	29.37	-	-	246.23



MAL METALLIKS PRIVATE LIMITED

Notes to the financial statements as at and for the period ended March 31, 2024

(All amounts in INR Lakhs, unless otherwise stated)

5. Intangible assets

Particulars	Computer Software
Cost	
As at August 23, 2023	37.31
Additions	-
Disposals/ deductions	-
As at March 31, 2024	37.31
Amortization	
As at August 23, 2023	6.42
As at August 23, 2023	6.42
Charge for the period (Refer Note 6(A))	7.33
Disposals/ deductions	-
As at March 31, 2024	13.75
Net Block	
As at August 23, 2023	30.89
As at March 31, 2024	23.56

® The Company has availed the exemption under Ind AS 101 and has considered previous GAAP carrying amount as the deemed cost for the opening balance sheet as at April 1, 2022. Also refer Note 42.

Accordingly the Gross block of each class of Property, plant and equipment has been netted off with their respective accumulated depreciation balances as at April 1, 2022 under Previous GAAP as given below to arrive at the deemed cost for the purpose of opening Ind AS balance sheet.

6. Right-of-use assets (Refer Note 42)

Particulars	Lease hold Land	Total
Cost		
As at August 23, 2023	560.23	560.23
Additions	-	-
Disposals/ Modification	-	-
As at March 31, 2024	560.23	560.23
Depreciation		
As at August 23, 2023	27.68	27.68
Charge for the period (Refer Note 6(A))	10.34	10.34
Disposals/ Modification	-	-
As at March 31, 2024	38.02	38.02
Net Block		
As at August 23, 2023	532.55	532.55
As at March 31, 2024	522.21	522.21

6 (A) Depreciation and amortization expenses

Particulars	For the period August 23, 2023 to March 31, 2024
Depreciation of Property, plant and equipment	276.11
Amortization of Intangible assets	7.33
Depreciation of Right-of-use assets	10.34
Total	293.78



MAL METALLIKS PRIVATE LIMITED

Notes to the financial statements as at and for the period ended March 31, 2024

(All amounts in INR Lakhs, unless otherwise stated)

7. (a) Investments (Non-Current)

Particulars

	Face Value	Number of shares	Amount
	March 31, 2024	March 31, 2024	March 31, 2024
At cost			
i. Investments (other body corporate)			
At fair value through other comprehensive income			
Unquoted equity instruments (fully paid)			
- Adityapur Auto Cluster (Refer Note a)	₹ 1000/-	200	2.00
Aggregate value of unquoted investments		200	2.00

Additional Information:

a) Refer note 38B for information about fair value measurements.

7. (b) Investments (Current)

Investments in Liquid Mutual funds measured at Fair value through profit and loss

	NAV	Number of units	Amount
	March 31, 2024	March 31, 2024	March 31, 2024
- UTI Nifty 200 Momentum 30 Index Fund	-	-	-
- Kotak Bluechip Growth	-	-	-
- Axis Arbitrage Growth Fund	18.48	10,93,421.11	202.06
- Sundaram Mid Cap Fund	-	-	-
- Sundaram Flexi Cap Fund	-	-	-
		10,93,421.11	202.06

Additional Information

a) These investments in equity instruments are not held for trading. Upon the application of Ind AS 109, the Company has chosen to designate these investments in equity instruments as at FVTOCI as the management believes that this provides a more meaningful presentation for long term investments, then reflecting changes in fair values immediately in statement of profit and loss. Based on the aforesaid election, fair value changes are accumulated within Equity under "Fair Value changes through Other Comprehensive Income - Equity Instruments". The Company transfers amounts from this reserve to retained earnings when relevant equity shares are derecognized

b) Refer Note 38 for information about fair value measurements.



MAL METALLIKS PRIVATE LIMITED

Notes to the financial statements as at and for the period ended March 31, 2024

(All amounts in INR Lakhs, unless otherwise stated)

8. Trade receivables

At amortised cost

Unsecured

Considered good

Trade Receivables which have significant increase in credit risk

Less: Impairment allowance (Allowance for bad and doubtful debts)

Current
As at
March 31, 2024
1,117.95
1,117.95

Trade receivables Ageing Schedule

Particulars	Outstanding from due date of payment as on March 31, 2024						
	Not Due	Upto 6 months	6 months - 1 year	1-2 years	2-3 years	More than 3 years	Total
Undisputed							
Considered good	-	1,117.71	0.24	-	-	-	1,117.95
Which have significant increase in credit risk	-	-	-	-	-	-	-
Credit impaired	-	-	-	-	-	-	-
Disputed							
Considered good	-	-	-	-	-	-	-
Which have significant increase in credit risk	-	-	-	-	-	-	-
Credit impaired	-	-	-	-	-	-	-
Sub-Total	-	1,117.71	0.24	-	-	-	1,117.95
Less: Loss allowance	-	-	-	-	-	-	-
Total	-	1,117.71	0.24	-	-	-	1,117.95

8.1: Trade receivables are non-interest bearing and are generally received within 45 days.

8.2: The carrying amount of trade receivables may be affected by the changes in the credit risk of the counterparties as well as the currency risk as explained in Refer note 37

8.3: No trade or other receivable are due from directors or other officers of the company either severally or jointly with any other person. Nor any trade or other receivable are due from firms or private companies respectively in which any director is a partner, a director or a member.

8.4: Includes due from holding company Rs. 488.03 lakhs and due from ultimate holding company Rs. 225.15 lakhs.

8.5: For lien / charge against trade receivables, Refer note 18.1

9. Loans

At amortised cost

Unsecured, considered good

Loan to Related Party

 Non-current
As at
March 31, 2024

 Current
As at
March 31, 2024

 -
-
-

 186.82
-
186.82

Type of borrower	As at March 31, 2024	
	Amount of loan or advance in the nature of loan outstanding	Percentage to the total loans and advances in the nature of loans
Related party	186.82	100%

10. Other Financial Assets

(Unsecured, considered good)

At amortised cost

Security deposits

Bank deposits with more than 12 months maturity *

Others

 Non-current
As at
March 31, 2024

 Current
As at
March 31, 2024

 93.56
163.09
256.65

 -
-
4.77
4.77

* March 31, 2024 : ₹ 163.09 Lakhs is pledged with banks and other body corporates.

11. Taxes

i) Deferred Tax

Deferred Tax Liabilities

Property, Plant and Equipment and Intangible assets

On Others

Gross Deferred Tax Liabilities
Deferred Tax Assets

MAT entitlement receivable

Items allowable for tax purpose on payments/adjustment

On Others

Gross Deferred Tax Assets
Deferred Tax Liabilities (Net)

 Non-current
As at
March 31, 2024

 158.28
2.37
161.65

 -
-
24.01
24.01
137.64
Reconciliation of deferred tax liabilities (net):

Opening balance

Recognised during the year in Statement of Profit & Loss

Utilisation of MAT credit entitlement

Other items

Closing balance

 Non-current
As at
March 31, 2024

 173.45
(38.18)
-
2.37
137.64


MAL METALLIKS PRIVATE LIMITED

Notes to the financial statements as at and for the period ended March 31, 2024

(All amounts in INR Lakhs, unless otherwise stated)

	<u>Non-current</u>
	<u>As at</u>
	<u>March 31, 2024</u>
II) Tax expenses	
a) Income-tax expense recognised in the statement of Profit and Loss	
Current tax	
Current tax on profits for the year	468.66
Tax adjustment for earlier year	13.25
Total current tax expense	<u>481.91</u>
Deferred Tax	
Origination and reversal of temporary differences	(38.18)
Total deferred tax expense	<u>(38.18)</u>
Tax expense reported in the Statement of Profit and Loss	<u><u>443.73</u></u>
b) Tax impact on Remeasurement of post employment defined benefit obligation	<u>2.37</u>
Total tax expense recognised in Other Comprehensive Income	<u>2.37</u>
Tax expense recognised In OCI	<u><u>2.37</u></u>
c) Reconciliation of tax expense and the accounting profit multiplied by India's domestic tax rate for March 31, 2024 :	
Profit before income tax	1,753.43
Enacted income tax rate in India applicable to the Company	25.166%
Tax on Profit before tax @ 25.166%	441.30
Adjustments:	
Tax effect of amounts which are not deductible / (not taxable) in calculating taxable income:	
Items not deductible	-
Tax adjustment for earlier year	13.25
Other items	(10.83)
Total Income tax expense	<u>443.73</u>

12. Tax assets and liabilities

	<u>Non-current</u>
	<u>As at</u>
	<u>March 31, 2024</u>
a) Non-current tax assets (net)	
Non-current tax assets	
b) Current tax assets (net)	
Income Tax Refundable	10.85
c) Current tax liabilities (net)	
Provision for income tax (net of advance income tax and TDS/TCS ₹ 611.95 lakhs)	73.18

13. Other assets

(Unsecured, considered good)

	<u>Non-current</u>	<u>Current</u>
	<u>As at</u>	<u>As at</u>
	<u>March 31, 2024</u>	<u>March 31, 2024</u>
a) Capital advances	184.28	-
b) Advance other than capital advances		
- Advance to suppliers	-	115.20
- Advance to Employees	2.48	5.69
c) Others		
- Prepaid expenses	6.86	11.48
- Balance with Government Authorities	-	1.96
d) Gratuity fund	-	-
e) Subsidies / Government grants ^{RC}	-	411.59
	<u>193.61</u>	<u>545.93</u>

^{RC} Represents GST subsidy receivable pertaining to financial year 2020-21 as per Jharkhand Industrial and Investment Promotion Policy, 2016.


MAL METALLIKS PRIVATE LIMITED

Notes to the financial statements as at and for the period ended March 31, 2024

(All amounts in INR Lakhs, unless otherwise stated)

14. Inventories

(Valued at lower of cost and net realisable value)

	As at March 31, 2024
Raw Materials	513.65
Work in Progress	436.97
Finished Goods	115.59
Stores & spares (including packing materials)	414.98
Total	1,481.19

For lien / charge against inventories, Refer note 18.1

15. a) Cash and Cash Equivalents:

	As at March 31, 2024
i) Cash in hand	0.22
ii) Balances with banks	
- On Current Accounts	13.62
- Fixed deposits with original maturity of upto 3 months	227.69
Cash and Cash Equivalents	241.53

15. b) Other Bank Balances:

- Unspent CSR Account	7.42
- Fixed deposits with original maturity of more than 3 months but less than 12 months *	63.94
Other Bank Balances	71.36

Cash and Bank balances (a + b)

312.89

* March 31, 2024: ₹ 63.94 lakhs is pledged with banks and other body corporates.

15. c) Changes in liabilities arising from financing activities

Particulars	August 23, 2023	Cash Flows (Net)	Changes in Fair Value	Others	March 31, 2024
Current borrowings (excluding current maturities of long term borrowings (secured))	650.27	(86.82)	-	-	563.45
Non current borrowings (including current maturities of long term borrowings (secured))	404.80	(106.15)	-	-	298.65
Lease liabilities (refer note 32)	19.27	(0.88)	2.43	-	20.12
Total liabilities from financing activities	1,074.34	(193.85)	2.43	-	882.22



MAL METALLIKS PRIVATE LIMITED

Notes to the financial statements as at and for the period ended March 31, 2024

(All amounts in INR Lakhs, unless otherwise stated)

16. Equity share capital	Number of shares	
	As at March 31, 2024	As at March 31, 2024
Authorised capital		
Equity shares of ₹ 10/- each	30,00,000	300.00
		<u>300.00</u>

a) Reconciliation of equity shares (authorised) outstanding at the beginning and at the end of the year

Equity Shares with voting rights	Number of shares	
	As at March 31, 2024	As at March 31, 2024
At the beginning of the year	30,00,000	300
At the end of the year	<u>30,00,000</u>	<u>300.00</u>

Issued, subscribed and fully paid-up	Number of shares	
	As at March 31, 2024	As at March 31, 2024
Equity shares of ₹ 10/- each	29,81,673	298.17
		<u>298.17</u>

b) Reconciliation of equity shares outstanding at the beginning and at the end of the year

Equity Shares with voting rights	Number of shares	
	As at March 31, 2024	As at March 31, 2024
At the beginning of the year	29,81,673	298.17
At the end of the year	<u>29,81,673</u>	<u>298.17</u>

a) Terms/ rights attached to equity shares

The company has only one class of equity shares having par value of ₹ 10/- per share (March 31, 2024: ₹ 10/-, March 31, 2023: ₹ 10/- and April 1, 2022: ₹ 10/- each). Each holder of equity shares is entitled to one vote per share. In the event of liquidation of the company, the holders of equity shares will be entitled to receive remaining assets of the company, after distribution of all preferential amounts. The distribution will be in proportion to the number of equity shares held by the shareholders.

Equity Share of ₹ 10/- each issued, subscribed and fully paid.

Shareholders holding more than 5% equity shares for the FY 2023-2024 in the Company is given as below.:

Name	No. of Share at the beginning of the year	Change during the period	No. of Share at the end of the period	% of Total Shares
Multitech Auto Private Limited	29,81,672	-	29,81,672	100.00

b) The Company during the preceding 5 years -

- has not allotted shares pursuant to contracts without payment received in cash.
- has allotted 11,31,673 Nos. of Equity shares as fully paid up by way of bonus shares.
- has not bought back any shares.

c) There are no calls unpaid by Directors / Officers of the Company.

d) The Company has not converted any securities into equity shares / preference shares during the above financial years.

e) The Company has not forfeited any shares during the above financial years.

f) Disclosure of shareholding of promoters (Face value ₹ 10/- per share)

Shares held by promoters at the end of the year 2023-2024

Name	No. of Share at the beginning of the year	Change during the period	No. of Share at the end of the Period	% of Total Shares	% change during the period
Multitech Auto Private Limited	29,81,672	-	29,81,672	100.00	-



MAL METALLIKS PRIVATE LIMITED

Notes to the financial statements as at and for the period ended March 31, 2024

(All amounts in INR Lakhs, unless otherwise stated)

17. Other equity

	<u>As at</u> <u>March 31, 2024</u>
Securities Premium Account (Refer note a)	40.41
Retained earnings (Refer note b)	4,806.40
Total	<u>4,846.81</u>

a) Securities Premium Reserve

Securities Premium Account is used to record the premium on issue of shares. The same is utilised in accordance with the provisions of the Companies Act,

	<u>As at</u> <u>March 31, 2024</u>
Opening balance	40.41
Addition during the year	
Closing Balance	<u>40.41</u>

b) Retained earnings

Retained Earnings are the profits and gains that the Company has earned till date, less any transfer to general reserve, dividends or other distributions paid to shareholders.

	<u>As at</u> <u>March 31, 2024</u>
Balance as at August 23, 2023	3,503.74
Add: Profit for the year	1,309.70
Add: Other Comprehensive Income / (Loss) for the year (net of tax)	(7.04)
	<u>4,806.40</u>



MAL METALLIKS PRIVATE LIMITED

Notes to the financial statements as at and for the period ended March 31, 2024

(All amounts in INR Lakhs, unless otherwise stated)

		Non-current
		As at
		March 31, 2024
18. Borrowings		
At amortised cost		
Secured		
Term Loans From banks		
- Rupee loans		298.65
Unsecured Loans		
- Bodies Corporate		-
- Director *		-
Total		298.65
Less: Current maturities of long-term borrowings (Secured)		108.96
Total		189.69
		Current
		As at
		March 31, 2024
Working Capital facilities:		
Secured		
Repayable on demand :		
From banks		
- Cash Credit		563.45
Current maturities of long-term borrowings (Secured)		108.96
		672.42

18.1. The Company has taken borrowings in domestic towards funding of its capital expenditure, working capital requirements, long term working capital and general corporate purpose. The borrowings comprise funding arrangements with various banks and financial institutions. The Company's total borrowings and a summary of security provided by the Company are as follows -

Particulars	As at
	March 31, 2024
Secured long term borrowings (Includes Current maturities of long-term borrowings)	298.65
Secured short term borrowings	563.45
Unsecured long term borrowings	-
Total borrowings	862.10

Facility Category	Security Details	Payment frequency	As at March 31, 2024
Rupee Loans	Primary Security: 1. Hypothecation of entire current assets at the borrower, both present and future. 2. Hypothecation of entire movable fixes assets of the borrower, both present and future Collateral 1. Equitable Mortgage of Lease hold factory land and building situated at Industrial Plot No. NML-4, Large Sector, Industrial Area, Adityapur, P.S. Seraikhela in the name of M/s Mal Metalliks Pvt Ltd. at dist.: Seraikhela Kharsawan. 2. Equitable Mortgage of Lease hold additional industrial land at Vill-Kalikapur, Industrial Plot No. 4(P), Large Sector, Industrial Area, Adityapur having Survey Plot No. 207(P), 208(P) and 209(P), Khata No. 39, and 33, Area-9559 Sq. Ft. in the name of M/s Mal Metalliks Pvt Ltd. 3. Equitable Mortgage of Lease hold factory land and building situated at industrial plot no. 1988(P), large industrial Dugni Mauza Dugni, survey thana no. 199 having plot no 1988 (P), Khata no. 529, area 5.28 acres M/s Mal Metalliks Pvt Limited at dist-Saraikhela Kharsawan (Unit-2)	Repayable in balance 34 monthly instalments	139.65
Rupee Loans	First charge by way of hypothecation of the plant, machinery, equipment, tools, spares, accessories and all other assets which have been or proposed to be acquired under the project/scheme	Repayable in balance 45 monthly instalments	159.00



MAL METALLIKS PRIVATE LIMITED

Notes to the financial statements as at and for the period ended March 31, 2024

(All amounts in INR Lakhs, unless otherwise stated)

19. Lease liabilities	Non-Current	Current
	As at March 31, 2024	As at March 31, 2024
Lease Liabilities	20.12	-
	20.12	-
20. Trade payables		As at March 31, 2024
At amortised cost		
Total outstanding dues of micro and small enterprises (Refer note 35)		99.69
Total outstanding dues of creditors other than micro and small enterprises (Refer Note 20.2)		1,750.90
		1,850.59

Trade Payables Ageing Schedule

Particulars	Outstanding as on March 31, 2024 from due date of payment					Total
	Not Due	Upto 1 Year	1-2 Years	2-3 Years	More than 3 Years	
Undisputed						
outstanding dues of micro enterprises and small enterprises	-	99.78	-	-	-	99.78
outstanding dues of creditors other than micro enterprises and small enterprises	96.43	1,644.82	-	-	-	1,691.13
Disputed						
dues of micro enterprises and small enterprises	-	-	-	-	-	-
dues of creditors other than micro enterprises and small enterprises	-	-	-	-	-	-
Total	96.43	1,744.59	-	-	-	1,790.91

20.1. Trade payables other than acceptance given to the bank are non-interest bearing. Trade payables are normally settled within 90 days credit terms.

20.2. Includes payable to the ultimate holding company ₹ 0.87 lakhs and payable to subsidiary of ultimate holding company ₹ 1.45 lakhs.

20.3. Includes payable to amount due to medium enterprises amounting to ₹ 37.14 lakhs. Also Refer note 35.

20.4. Refer Note 39 for information about liquidity risk and market risk on trade payable.

21. Other financial liabilities	Current
	As at March 31, 2024
At amortised cost	
Employee related dues	102.70
Interest accrued but not due on borrowings	0.87
Payable for capital goods	29.40
	132.98

22. Provisions	Current
	As at March 31, 2024
Provision for compensated absences	56.04
	56.04

23. Other liabilities	Non-current	Current
	As at March 31, 2024	As at March 31, 2024
Advance from customers	-	5.85
Statutory dues payable	-	187.90
	-	193.75



MAL METALLIKS PRIVATE LIMITED

Notes to the financial statements as at and for the period ended March 31, 2024

(All amounts in INR Lakhs, unless otherwise stated)

24. Revenue from operations	For the period August 23, 2023 to March 31, 2024
Sale of products *	13,071.17
Sale of services *	-
- Job Work	0.91
- Subsidies / Government Grants**	411.59
	13,483.67

* Represents revenue from contracts with customers

** Represents GST subsidy receivable pertaining to financial year 2020-21 under the Jharkhand Industrial and Investment Promotion Policy, 2016.

Total Revenue from operations

Revenue is recognized at a point in time and not over time.

25. Other income	For the period August 23, 2023 to March 31, 2024
Interest Income recognised on Financial assets, recognised at amortised cost *	23.38
Miscellaneous Income ^a	4.25
	27.63

a. Includes Profit on sale of mutual fund net of fair value adjustments : ₹ 1.45 lakhs, Fair Value Reinstatement of Mutual fund ₹ 2.06 lakhs and Foreign Currency Exchange Gain: ₹ 0.74 lakhs

26. Cost of materials consumed	For the period August 23, 2023 to March 31, 2024
Inventory at the beginning of the year (Refer note 14)	487.55
Add: Purchases	6,487.94
	6,975.49
Less: Inventory as at end of the year (Refer note 14)	513.65
Cost of Materials consumed	6,461.84

27. (Increase)/Decrease in Inventories of Finished Goods and Work in Progress	For the period August 23, 2023 to March 31, 2024
Inventory at the beginning of the year (Refer note 14)	
Work-in-progress	501.12
Finished goods	153.99
	655.11
Inventory at the end of the year (Refer note 14)	
Work-in-progress	436.97
Finished goods	115.59
	552.56
	102.55

28. Employee benefits expense	For the period August 23, 2023 to March 31, 2024
Salaries, wages and bonus	453.37
Contribution to provident & other funds	17.36
Gratuity expense (Refer note 41)	8.65
Staff welfare expenses	2.03
	481.41

28.1. The Code on Social Security, 2020 ('Code') relating to employee benefits during employment and post-employment benefits received Presidential assent in September 2020. The Code has been published in the Gazette of India. However, the date on which the Code will come into effect has not been notified and the final rules/interpretation have not yet been issued. The Company will assess the impact of the Code when it comes into effect and will record any related impact in the year the Code becomes effective. Based on a preliminary assessment, the entity believes the impact of the change will not be significant.



MAL METALLIKS PRIVATE LIMITED

Notes to the financial statements as at and for the period ended March 31, 2024

(All amounts in INR Lakhs, unless otherwise stated)

29. Finance costs

	For the period August 23, 2023 to March 31, 2024
Interest expenses	44.49
Interest on Lease Liabilities	0.99
Other borrowing costs	7.58
	<u>53.06</u>

30. Other expenses

	For the period August 23, 2023 to March 31, 2024
Consumption of stores and spares (Including packing materials)	1,992.82
Processing charges	1,053.85
Repairs and maintenance	
-Plant & machineries	46.13
-Factory shed & buildings	9.70
-Others	24.83
Rent (refer note 32)	1.17
Rates & taxes	3.69
Insurance	8.08
Bank charges & commission	2.78
Postage, telegraph & telephone	1.53
Legal & professional fees	34.41
Travelling & conveyance expenses	15.06
Advertisement	-
Payment to auditors	3.88
Vehicle running expenses	3.55
Carriage outward expenses	44.25
Net loss on disposal of property, plant and equipment	-10.08
Miscellaneous expenses	148.40
	<u>3,384.08</u>

a. Details of payment to auditors:

	For the period August 23, 2023 to March 31, 2024
As auditor:	
Audit Fees	1.50
Limited Review	1.50
In other capacity:	
Tax Audit Fees	0.50
Other Services	0.38
	<u>3.88</u>

b. Includes Corporate social responsibility expenses of ₹ 16.00 lakhs, Refer note 36.



MAL METALLIKS PRIVATE LIMITED

Notes to the financial statements as at and for the period ended March 31, 2024

(All amounts in INR Lakhs, unless otherwise stated)

31. Earnings per equity share (EPS)

		For the period ended March 31, 2024
Numerator for basic and diluted EPS		
Net profit after tax attributable to shareholders (in ₹ lakhs)	(A)	1,309.70
Denominator for basic EPS		
- Weighted average number of equity shares for basic EPS	(B)	29,81,673
Denominator for diluted EPS		
- Weighted average number of equity shares for diluted EPS	(C)	29,81,673
Basic earnings per share of face value of ₹ 10/- each (in ₹)	(A/B)	43.93
Diluted earnings per share of face value of ₹ 10/- each (in ₹)	(A/C)	43.93

32. Leases
Company as a lessee

The Company has adopted Ind AS 116 "Leases" effective April 1, 2022 being the transition date, using the modified retrospective method. Under this approach, the Company recognised equal amount of right of use asset and lease liability on the transition date, adjusted by the amount of prepayments pertaining to such leases, carried in the Balance Sheet on such transition date. Figures for previous year have not been restated as permitted under the transition provisions in Ind AS 116. The effective interest rate for lease liabilities is 8.50% as on respective reporting date.

The Company has lease contracts for various leasehold lands generally have lease terms between 30 and 55 years.

The Company also has certain leases of buildings with lease terms of 12 months or less. The Company applies the 'short-term lease' recognition exemptions for these leases.

(i) Set out below are the carrying amounts of right-of-use assets recognised and the movements during the period:

Particulars	Leasehold lands	Total
As at August 23, 2023	532.55	532.55
Additions	-	-
Deletions / Modification	-	-
Depreciation charge	10.34	10.34
Depreciation on Disposals	-	-
As at March 31, 2024	522.21	522.21

(ii) Set out below are the carrying amounts of lease liabilities and the movements during the period:

Particulars	For the period ended March 31, 2024
At Amortised cost	
As at August 23, 2023	19.97
Additions	-
Accretion of interest	0.99
Deletions / termination / modification	-
Payments	0.88
	20.12
As at March 31	
Non-current	20.12
Current	-

The effective interest rate for lease liabilities on Land is 8.50% p.a. with maturity between 2035 - 2050

The following are the amounts recognised in Statement of Profit or Loss:

Particulars	For the period ended March 31, 2024
Depreciation expense of right-of-use assets (Refer Note 6A)	10.34
Interest expense on lease liabilities (Refer Note 29)	0.99
Expense relating to short term leases (included under Other Expenses) (Refer Note 30)	1.17
Total amount recognised in the Statement of Profit and Loss	12.50

33. Segment information

The Company is into manufacturing of casting and forging components and the management reviews the performance of the Company as a single operating segment "Auto components" in accordance with Ind AS 108 "Operating Segments" notified pursuant to Companies (Accounting Standards) Rule, 2015. Accordingly, in accordance with paragraph 4 of Ind AS 108 no separate segment information has been furnished herewith.

34. Contingent Liabilities and Commitments:

	As at March 31, 2024
A. Contingent Liabilities / claims against the Company not acknowledged as debts	
(i). Bank Guarantees to Jamshedpur Utilities & Services Private Limited	188.42
(ii). Demand including penalty due to denial of Cenvat Credit- Appeal filed before The Commissioner of GST & CX (Appeals)	1.22
(iii). GST demand for interest on debit note - Appeal before GST appellate authority	5.64
(iv). GST demand including penalty - Appeal before GST appellate authority	2.19
B. Capital and other commitments	
(i). Estimated amount of contracts remaining to be executed on capital account and not provided for (Net of advance)	373.50



MAL METALLIKS PRIVATE LIMITED

Notes to the financial statements as at and for the period ended March 31, 2024

(All amounts in INR Lakhs, unless otherwise stated)

35. Disclosure under the Micro, Small and Medium Enterprises Development Act, 2006.

	As at March 31, 2024
a) Principal amount and the interest due thereon remaining unpaid to each supplier at the end of each accounting year.	
Principal amount remaining unpaid to any supplier at the end of the accounting period.	136.83
Interest due on above	-
Total	136.83
b) The amount of interest paid by the buyer in terms of section 16 of the MSMED Act 2006 along with the amounts of the payment made to the supplier beyond the appointed day during each accounting year	-
c) The amount of interest due and payable for the period of delay in making payment (which have been paid but beyond the appointed day during the year) but without adding the interest specified under the MSMED Act 2006	-
d) The amount of interest accrued and remaining unpaid at the end of each accounting year	-
e) The amount of further interest remaining due and payable even in the succeeding years, until such date when the interest dues as above are actually paid to the small enterprise for the purpose of disallowance as a deductible expenditure under section 23 of the MSMED Act 2006	-

Dues to Micro and Small Enterprises have been determined to the extent such parties have been identified on the basis of information collected by the Management.

36. Corporate social responsibility**Details of CSR expenditure:**

	For the period ended March 31, 2024
a) Gross amount required to be spent by the Company during the year	15.42
b) Amount approved by the Board to be spent during the year	16.00
c) Amount spent (in cash) during the year:	
i) Construction/acquisition of any asset	-
ii) On purposes other than (i) above	16.00

The Company shall carry forward any excess amount spent during the year against future obligations



MAL METALLIKS PRIVATE LIMITED

Notes to the financial statements as at and for the period ended March 31, 2024

37. Related Party Disclosures:

Related parties where control exists :

- | | |
|---|---|
| (i). Ultimate Holding company | (i) Ramkrishna Forgings Limited |
| (ii). Holding Company | (i) Multitech Auto Private Limited |
| (iii). Enterprises over which Key Management Personnel and their relatives are able to exercise significant influence (Ceased with Effect from 23.08.2023) | (i) Kartbites Private Limited.
(ii) MAL Auto Products Private Limited. |
| (iv). Subsidiary of Ultimate Holding Company | (i) JMT Auto Limited
(ii) Globe All India Services Limited |
| (v). Key Management Personnel (KMP)
Atul Dua (ceased/resigned w.e.f 25.08.2023)
Dinesh Kumar Parik
Surendra Gadia
Rahul Kumar Bagaria
Chaitanya Jalan
Lalit Kumar Khetan | Director
Director
Director
Director
Director
Director |

(All amounts in INR Lakhs, unless otherwise stated)

The following table provides the total amount of transactions that have been entered into with related parties for the relevant financial year:					
SI No.	Name of the Related Party	Relationship	Nature of transactions	Transaction Amount	
				for the period ended	Outstanding as at
				23 August 2023 to	31 March 2024
i.	Multitech Auto Private Limited	Holding Company	Sale of Goods**	11,681.08	-
			Job Work Sale**	(0.02)	-
			Sale of Fixed Assets**	1.61	-
			Jobwork Purchase**	78.77	-
			Purchase of Goods**	646.48	-
			Purchase of Fixed Assets**	148.10	-
			Trade receivable	-	488.03
ii.	MAL Auto Products Private Limited.	Enterprise over which KMP and their relatives are able to exercise significant influence	Interest received on Loan	9.03	-
			Loan repayment	499.77	-
			Loan given	26.65	-
			Loan outstanding	-	-
			Purchase of Goods**	145.29	-
			Trade payable	-	-
iii.	Ramkrishna Forgings Limited (From 23.08.2023)	Ultimate Holding Company	Job Work Sale**	0.90	1.01
			Sale of Goods**	198.17	224.14
			Purchase of Goods**	58.75	0.87
			Job Work Expense**	0.62	-
iv.	JMT Auto Limited (From 23.08.2023)	Holding Company	Loan given	186.82	-
			Loan outstanding	-	186.82
v.	Globe All India Services Limited (From 23.08.2023)	Holding Company	Service Expense**	1.46	-
				-	1.45

** The sales to and purchases from related parties are made on terms equivalent to those that prevail in arm's length transactions. Outstanding balances at the year-end are unsecured and interest free and settlement occurs in cash.



MAL METALLIKS PRIVATE LIMITED

Notes to the financial statements as at and for the period ended March 31, 2024

(All amounts in INR Lakhs, unless otherwise stated)

38. Financial instruments
A. Financial Assets and liabilities:

The accounting classification of each category of financial instruments, and their carrying values, are set out below:

Particulars	March 31, 2024
	Carrying Value / Fair Value
Financial Assets	
Financial assets carried at amortised cost	
Trade receivables (Refer note 8)	1,117.95
Loans - Non-current (Refer note 9)	-
Other Non-current financial assets (Refer note 10)	256.65
Cash and Bank balances (Refer note 15a and 15b)	312.89
Loans - Current (Refer note 9)	188.82
Other Current financial assets (Refer note 10)	4.77
Total financial assets carried at amortised cost	1,879.08
Financial assets at deemed cost	
Investment * (Refer note 7a)	-
Financial assets at FVTPL	
Investment-Current (Refer note 7b)	202.06
Total financial assets carried at FVTPL	202.06
Financial assets at fair value through Other Comprehensive Income (OCI)	
Investments (Refer note 7a)	2.00
Total financial assets carried at fair value through Other Comprehensive Income (OCI)	2.00
Financial Liabilities	
Financial liabilities carried at amortised cost	
Short term borrowings (Refer note 18)	672.42
Long term borrowings (Refer note 18)	189.69
Lease liabilities (Refer note 19)	20.42
Trade payables (Refer note 20)	1,850.59
Other Current financial liabilities (Refer note 21)	132.98
Total financial liabilities carried at amortised cost	2,865.80

* Investment at cost.

The fair values of financial assets and liabilities are included at the amount that would be received to sell an asset or paid to transfer a liability in an orderly transaction between market participants at the measurement date.

The management has assessed that the fair values of trade receivables, cash and bank balances, loans, other financial assets, Trade Payables, Borrowings (including interest accrued), lease liabilities and Other Financial Liabilities approximate to their respective carrying amounts largely due to the short-term maturity of these instruments.

For financial assets carried at fair value, the carrying amounts are equal to their respective fair values.

B. Fair value hierarchy:

The Company uses the following hierarchy for determining and/or disclosing the fair value of financial instruments by valuation techniques:

- Level 1: quoted prices (unadjusted) in active markets for identical assets or liabilities.
- Level 2: inputs other than quoted prices included within Level 1 that are observable for the asset or liability, either directly (i.e., as prices) or indirectly (i.e., derived from prices).
- Level 3: inputs for the asset or liability that are not based on observable market data (unobservable inputs).

The below table summarises the categories of financial assets as at March 31, 2024:

Financial Asset	Level 1	Level 2	Level 3
At fair value through other comprehensive income (FVTOCI) as at March 31, 2024	-	-	2.00
- Investments	-	-	2.00
At fair value through other comprehensive income (FVTPL) as at April 1, 2022	202.06	-	-
- Investments	202.06	-	-
At fair value through other comprehensive income (FVTOCI) as at March 31, 2023	-	-	2.00
- Investments	-	-	2.00
At fair value through other comprehensive income (FVTPL) as at April 1, 2022	30.78	-	-
- Investments	30.78	-	-
At fair value through other comprehensive income (FVTOCI) as at April 1, 2022	-	-	2.00
- Investments	-	-	2.00
At fair value through other comprehensive income (FVTPL) as at April 1, 2022	1.01	-	-
- Investments	1.01	-	-

Fair valuation method and assumptions:

The fair value of the financial assets and liabilities is included at the amount at which the instrument could be exchanged in a current transaction between willing parties, other than in a forced or liquidation sale. The following methods and assumptions are used to estimate the fair values.

- The Company has determined the carrying value of investment as its fair value.
- There has been no transfer between Level 1, Level 2 and Level 3 during the above periods.
- In determining fair value measurement, the impact of potential climate-related matters, including legislation, which may affect the fair value measurement of assets and liabilities in the financial statements has been considered. These risks in respect of climate-related matters are included as key assumptions where they materially impact the measure of recoverable amount. These assumptions have been included in the cash-flow forecasts in assessing value-in-use amounts.

At present, the impact of climate-related matters is not material to the Company's financial statements.



MAL METALLIKS PRIVATE LIMITED

Notes to the financial statements as at and for the period ended March 31, 2024

(All amounts in INR Lakhs, unless otherwise stated)

39. Financial Risk Management Objectives and Policies:

The Company's principal financial liabilities comprises borrowings, trade and other payables and other financial liabilities. The main purpose of these financial liabilities is to finance and support the operations of the Company. The Company's principal financial assets include trade and other receivables, loans and cash and cash equivalents that derive directly from its operations.

The Company's business activities are exposed to a variety of risks including liquidity risk, credit risk and market risk. The Company seeks to minimize potential adverse effects of these risks on its financial performance and capital. Financial risk activities are identified, measured and managed in accordance with the Company's policies and risk objectives which are summarized below and are reviewed by the senior management.

(A) Credit risk

Credit risk refers to risk of financial loss to the Company if customers or counterparties fail to meet their contractual obligations. The Company is exposed to credit risk from its operating activities (mainly trade receivables).

(i) Credit risk management

(a) Trade Receivables

Customer credit risk is managed by the respective departments subject to the company's established policies, procedures and controls relating to customer credit risk management. Customer credit risk is managed by the Company through its established policies and procedures which involve setting up credit limits based on credit profiling of individual customers, credit approvals for enhancement of limits and regular monitoring of important developments viz. payment history, change in credit rating, regulatory changes, industry outlook etc. The maximum exposure to credit risk at the reporting date is the carrying value of each class of financial assets disclosed in refer note B. Outstanding receivables are regularly monitored and an impairment analysis is performed at each reporting date on an individual basis for each major customer. On account of adoption of Ind AS 109, the Company uses expected credit loss model to assess the impairment loss or reversal thereof.

(b) Deposits and financial assets (Other than trade receivables):

Credit risk from balances with banks is managed by the Company's treasury department in accordance with the Company's policy.

(B) Liquidity Risk

Liquidity risk implies that the Company may not be able to meet its obligations associated with its financial liabilities. The Company manages its liquidity risk on the basis of the business plan that ensures that the funds required for financing the business operations and meeting financial liabilities are available in a timely manner and in the currency required at optimal costs. The Management regularly monitors rolling forecasts of the Company's liquidity position to ensure it has sufficient cash on an ongoing basis to meet operational fund requirements.

Additionally, the Company has committed fund and non-fund based credit lines from banks which may be drawn anytime based on Company's fund requirements. The Company endeavours to maintain a cautious liquidity strategy with positive cash balance and undrawn bank lines throughout the year.

The following are the remaining contractual maturities of financial liabilities at the reporting date.

Contractual maturity of financial liabilities	Upto 1 year	1 Year to 3 year	3 year to 5 year	More than 5 years	Total
March 31, 2024					
Long Term Borrowings (including current maturities of long term borrowings (secured))	108.96	157.11	32.58	-	298.65
Lease liabilities	-	-	-	20.12	20.12
Current Borrowings (excluding current maturities of long term borrowings (secured))	563.45	-	-	-	563.45
Trade payable	1,850.59	-	-	-	1,850.59
Other financial liabilities	132.98	-	-	-	132.98
	2,655.99	157.11	32.58	20.12	2,865.80

(C) Market Risk

Market risk is the risk that the fair value of future cash flow of financial instruments may fluctuate because of changes in market conditions. Market risk broadly comprises three types of risks namely foreign currency risk, interest rate risk and price risk (for commodities). The above risks may affect the Company's income and expense and profit. The Company's exposure to and management of these risks are explained below.

(i) Foreign currency risk

The Company operates in international markets and therefore is exposed to foreign currency risk arising from foreign currency transactions. The exposure relates primarily to the Company's operating activities (when the revenue or expense is denominated in foreign currency) and borrowings in foreign currencies. Majority of the Company's foreign currency transactions are in USD and Euro, while the rest are in GBP. The imports are only in respect of capital goods, and are denominated in USD, Euro and JPY. The risk is measured through forecast of highly probable foreign currency cash flows.

The risk of fluctuations in foreign currency exchange rates on its financial liabilities including trade and other payables etc, which are mainly in US Dollars, are mitigated through the natural hedge, as Company's export sales are predominantly in US dollars and such economic exposure through trade and other receivables in US dollars provide natural alignment. Hence, a reasonable variation in the Foreign exchange rate would not have much impact on the profit / equity of the Company.

(ii) Interest rate risk

The Company is exposed to interest rate risk on short-term and long-term floating rate instruments. The borrowings of the Company are principally denominated in Indian Rupees, Euro, Japanese Yen and US dollars with a mix of fixed and floating rates of interest. The Company has a policy of selectively using interest rate swaps and other derivative instruments to manage its exposure to interest rate movements. These exposures are reviewed by appropriate levels of management on a regular basis. The majority of the borrowings are at floating rates and its future cash flows will fluctuate because of changes in market interest rates.



MAL METALLIKS PRIVATE LIMITED

Notes to the financial statements as at and for the period ended March 31, 2024

(All amounts in INR Lakhs, unless otherwise stated)

(a) Interest Rate Risk Exposure

The exposure of the Company's borrowings to interest rate changes at the end of the reporting period are as follows:

	As at
	March 31, 2024
Variable rate financial liabilities	862.10

(b) Sensitivity

Profit or loss is sensitive to higher / lower interest expense from borrowings as a result of changes in interest rates.

	Impact on profit before tax [Increase / (Decrease)]
	FY 2023-24
Interest Rates - Increase by 50 basis points (50 bps) *	(4.31)
Interest Rates - Decrease by 50 basis points (50 bps) *	4.31

* Holding all other variable constant

(iii) Commodity Price Risk

Commodity price risk results from changes in market prices for raw materials, mainly steel in the form of rounds and billets which forms the largest portion of Company's cost of sales.

The principal raw materials for the Company products are alloy and carbon steel which are purchased by the Company from the approved list of suppliers. Most of the input materials are procured from domestic vendors. Further, a significant portion of the Company's volume is sold based on price adjustment mechanism which allows for recovery of the changed raw material cost from its customers.

40. Capital management

For the purposes of the Company's capital management, capital includes issued capital, free reserves and borrowed capital less reported cash and cash equivalents. The primary objective of the Company's capital management is to maintain an efficient capital structure to reduce the cost of capital, support the corporate strategy and to maximise shareholder's value. The Company's policy is to borrow primarily through banks to maintain sufficient liquidity. The Company also maintains certain undrawn committed credit facilities to provide additional liquidity. These borrowings, together with cash generated from operations are utilised for operations of the Company. The Company monitors capital on the basis of cost of capital.

Particulars	March 31, 2024
Borrowings (including interest accrued thereon)	862.97
Less: Cash and cash equivalents (Refer note 15a)	(241.53)
Less: Current Investments (Refer note 7b)	(202.08)
Net debt (A)	419.38
Equity Share Capital	298.17
Other equity	4,848.81
Total equity (B)	5,144.98
Total capital (A+B)	5,564.36
Debt- Equity ratio (A / B)	0.08

No changes were made in the objectives policies or processes for managing capital during the year ended March 31, 2024.



MAL METALLIKS PRIVATE LIMITED

Notes to the financial statements as at and for the period ended March 31, 2024

41. Employee Benefits

a) Gratuity plan

Funded scheme

The Company has a defined benefit gratuity plan for its employees ("Gratuity Scheme"). The gratuity plan is governed by the Payment of Gratuity Act, 1972. Under the Act, every employee who has completed five years of service is entitled to specific benefit. The level of benefits provided depends on the employee's length of service and salary at retirement age. Every employee who has completed five years or more of service gets a gratuity on departure at 15 days salary (last drawn) for each completed year of service as per the provisions of the Payment of Gratuity Act, 1972. The scheme is funded with an insurance company.

As per Ind AS 19 "Employee Benefits", the disclosures of Employee Benefits as defined in the Standard are given below:

Statement of Profit and Loss :

Net employee benefits expense (recognised in Employee Cost)

(All amounts in INR Lakhs, unless otherwise stated)

i. Expenses Recognised in the Statement of Profit & Loss

	Gratuity (Funded)
	For the year ended March 31, 2024
Current Service Cost	9.95
Benefit paid directly by the Company	-
Net Interest Cost / (Income) on the Net Defined Benefit Liability / (Asset)	(1.30)
Components of defined benefit cost recognised in Statement of Profit & Loss	8.65
Actuarial (gains) / losses arising from:	
Change in demographic assumptions	-
Change in financial assumptions	1.52
Experience variance (i.e. Actual experience vs assumptions)	8.12
Return on plan assets, excluding amount recognised in net interest expense	(0.23)
Components of defined benefit costs recognised in other comprehensive income	9.41
Total Expense	18.06

ii. Bifurcation of Net Liability

	Gratuity (Funded)
	As at March 31, 2024
Present value of Defined Benefits Obligation	74.04
Fair value of plant assets	(81.63)
Net liability	155.67
Current liability	(7.59)
Non-Current liability	-
Net liability	(7.59)

iii. Changes in the present value of obligation:

	Gratuity (Funded)
	As at March 31, 2024
Present value of obligation as at the beginning	50.76
Current service cost	9.95
Interest expense or cost	3.69
Re-measurement (gain) / loss arising from:	
Change in demographic assumptions	-
Change in financial assumptions	1.52
Experience variance (i.e. Actual experience vs assumptions)	8.12
Benefits paid	-
Present value of obligation as at the end of the year	74.04

iv. Changes in the Fair Value of Plan Assets during the year:

	Gratuity (Funded)	
	As at March 31, 2024	As at March 31, 2023
Fair Value of Plan Assets as at the beginning	63.73	43.90
Investment Income	4.99	3.20
Employer's Contribution	12.68	16.73
Return on plan assets, excluding amount recognised in net interest expense	0.23	(0.10)
Employee's benefit paid	-	-
Fair Value of Plan Assets as at the end of the year	81.63	63.73

v. Major Categories of Plan Assets as a percentage of total plan assets

	Gratuity (Funded)		
	As at March 31, 2024	As at March 31, 2023	As at April 1, 2022
Funds managed by Insurer	100%	100%	100%



Note 41 : Employee Benefits: (Contd.)

vi. Actuarial Assumptions

	Gratuity (Funded)	
	As at March 31, 2024	
Discount rate (per annum)	7.20%	
Salary growth rate (per annum)	7.00%	
Mortality Rate (as % of IALM 2012-14)	100%	
Normal retirement date	60 years	
Withdrawal rate (per annum)	2%	

vii. Sensitivity Analysis

Assumption	Impact of Gratuity (Funded) (Present value of obligation)	
	As at March 31, 2024	
	Increase	Decrease
Discount Rate (- / + 1%)	71.05	77.26
Salary Growth Rate (- / + 1%)	76.92	71.22

viii. Maturity Profile of Defined Benefit Obligation (Undiscounted):

	Gratuity (Funded)	
	As at March 31, 2024	
1 year	3.80	
2 to 5 years	32.07	
6 to 10 years	33.55	

Description of Risk Exposures

Valuations are performed on certain basic set of pre-determined assumptions and other regulatory framework which may vary over time. Thus, the Company is exposed to various risks in providing the above gratuity benefit which are as follows:

Interest Rate risk: The plan exposes the Company to the risk of fall in interest rates. A fall in interest rates will result in an increase in the ultimate cost of providing the above benefit and will thus result in an increase in the value of the liability (as shown in financial statements).

Liquidity Risk: This is the risk that the Company is not able to meet the short-term gratuity payouts. This may arise due to non availability of enough cash / cash equivalent to meet the liabilities or holding of illiquid assets not being sold in time.

Salary Escalation Risk: The present value of the defined benefit plan is calculated with the assumption of salary increase rate of plan participants in future. Deviation in the rate of increase of salary in future for plan participants from the rate of increase in salary used to determine the present value of obligation will have a bearing on the plan's liability.

Demographic Risk: The Company has used certain mortality and attrition assumptions in valuation of the liability. The Company is exposed to the risk of actual experience turning out to be worse compared to the assumption.

Regulatory Risk: Gratuity benefit is paid in accordance with the requirements of the Payment of Gratuity Act, 1972 (as amended from time to time). There is a risk of change in regulations requiring higher gratuity payouts (e.g. Increase in the maximum limit on gratuity of ₹ 20.00 lakhs).

Asset Liability Mismatching or Market Risk: The duration of the liability is longer compared to duration of assets, exposing the Company to market risk for volatilities/fall in interest rate.

Investment Risk: The probability or likelihood of occurrence of losses relative to the expected return on any particular investment.

The breakup of the plan assets into various categories as at March 31, 2024:

Particulars	As at March 31, 2024
LIC's New Group Gratuity Cash Accumulation Plan	100%

The asset allocation for plan assets is determined based on the investment criteria prescribed under the relevant regulations.

b) Provident Fund:

Contribution towards provident fund are recomputed as expenses in the statement of profit and loss. The Company has a defined contribution plan. Under the defined contribution plan, provident fund is contributed to the Government administered provident fund. The Company has no further contractual nor any constructive obligation, other than the contribution payable to the provident fund. The expense recognised during the period towards defined contribution plan is ₹ 13.51 Lakhs



MAL METALLIKS PRIVATE LIMITED

Notes to the financial statements as at and for the period ended March 31, 2024

(All amounts in INR Lakhs, unless otherwise stated)

42. Details of the Loan given, Investment made and Guarantee given covered under section 186(4) of the Companies Act, 2013
Details of loan given, Investment made and Guarantee given are provided under the respective heads.

Name of the Company	Relation	Purpose	Nature	As at March 31, 2024
JMT Auto Limited	Subsidiary Of Ultimate Holding Company	Business purpose	Loan Given	186.82

43. Ratio Analysis and its elements

Sl. No.	Ratio	Numerator	Denominator	For the period August 23, 2023 to March 31, 2024
i	Current Ratio (in times)	Current Assets	Current Liabilities	1.30
ii	Debt Equity Ratio (in times)	Borrowings	Shareholder's Equity	0.08
iii	Debt Service Coverage Ratio (in times)	Earning available for Debt Service	Debt Service	5.89
iv	Return on Equity (in %)	Profit for the year	Average Shareholder's Equity	0.29
v	Inventory Turnover ratio	Cost of Goods Sold	Average Inventory	4.66
vi	Trade Receivables turnover ratio (in times)	Credit Sales	Average Trade Receivables	13.99
vii	Trade Payables turnover ratio (in times)	Credit Purchases	Average Trade Payables	4.13
viii	Net Capital turnover Ratio (in times)	Revenue from Operations	Working Capital	15.26
ix	Net Profit Ratio (in %)	Profit for the Year	Revenue from Operations	0.10
x	Return on Capital employed (in %)	Profit before interest and tax	Capital Employed	0.29
xi	Return on Investment (in %)	Profit after taxes	Shareholder's Equity	0.25

44. Other Statutory Information

- (i) The Company does not have any Benami property, where any proceeding has been initiated or pending against the Company for holding any Benami property.
- (ii) The Company does not have any transactions with companies struck off.
- (iii) The Company has two satisfaction of Charges which are yet to be registered with ROC beyond the statutory period:
(a) Credit facility from Bank of Baroda has been closed and taken over by Axis Bank.
(b) Corporate guarantee given to SIDBI for loan taken by Multitech Auto Private Limited has been released.
The company has initiated the process of obtaining no dues certificate and getting satisfaction of charge from the bank but the same is pending as on the date of the Balance sheet.
- (iv) The Company has not traded or invested in Crypto currency or Virtual Currency during the financial year.
- (v) The Company has not advanced or loaned or invested funds to any other person(s) or entity(ies), including foreign entities (Intermediaries) with the understanding that the Intermediary shall:
(a) directly or indirectly lend or invest in other persons or entities identified in any manner whatsoever by or on behalf of the company (Ultimate Beneficiaries) or
(b) provide any guarantee, security or the like to or on behalf of the Ultimate Beneficiaries
- (vi) The Company has not received any fund from any person(s) or entity(ies), including foreign entities (Funding Party) with the understanding (whether recorded in writing or otherwise) that the Company shall:
(a) directly or indirectly lend or invest in other persons or entities identified in any manner whatsoever by or on behalf of the Funding Party (Ultimate Beneficiaries) or
(b) provide any guarantee, security or the like on behalf of the Ultimate Beneficiaries.
- (vii) The Company has not any such transaction which is not recorded in the books of accounts that has been surrendered or disclosed as income during the year in the tax assessments under the Income Tax Act, 1961 (such as, search or survey or any other relevant provisions of the Income Tax Act, 1961
- (ix) Title deeds of Immovable Property of the Company are held in the name of the Company

45. The Ind AS comparative financial information of the Company for the year ended March 31, 2023 and the transition date opening balance sheet as at April 1, 2022 included in these Ind AS financial statements, are based on the previously issued statutory financial statements prepared in accordance with the accounting principles generally accepted in India, including the Companies (Accounting Standards) Rules, 2006 (as amended) specified under section 133 of the Act, read with the Companies (Accounts) Rules, 2021 audited by the predecessor auditor whose report for the year ended March 31, 2023 and March 31, 2022 dated June 14, 2023 and August 31, 2022 respectively expressed an unmodified opinion on those financial statements, as adjusted for the differences in the accounting principles adopted by the Company on transition to the Ind AS.


46. The Board of Directors vide resolution dated 16.02.2024 have resolved for amalgamation of the company and Multitech Auto (P) Ltd with JMT Auto Limited. The draft scheme was placed before the Board and the final scheme of amalgamation is yet to be filed with respective NCLT as on the date of Signing of the Balance sheet

47. The figures for the corresponding previous year have been the regrouped/reclassified wherever necessary to confirm to current year presentation.

As per our report of even date

For and on behalf of the Board of Directors of
MAL Metalliks Private Limited

For S K Naredi & Co.
ICAI Firm Registration No. 003333C
Chartered Accountants




Rahul Naredi
Partner
Membership No. 302632

Place: Jamshedpur
Dated: 27 April 2024




(Lalit Kumar Khetan)
Director
DIN: 00533671


(Surendra Gadia)
Director
DIN: 00009139